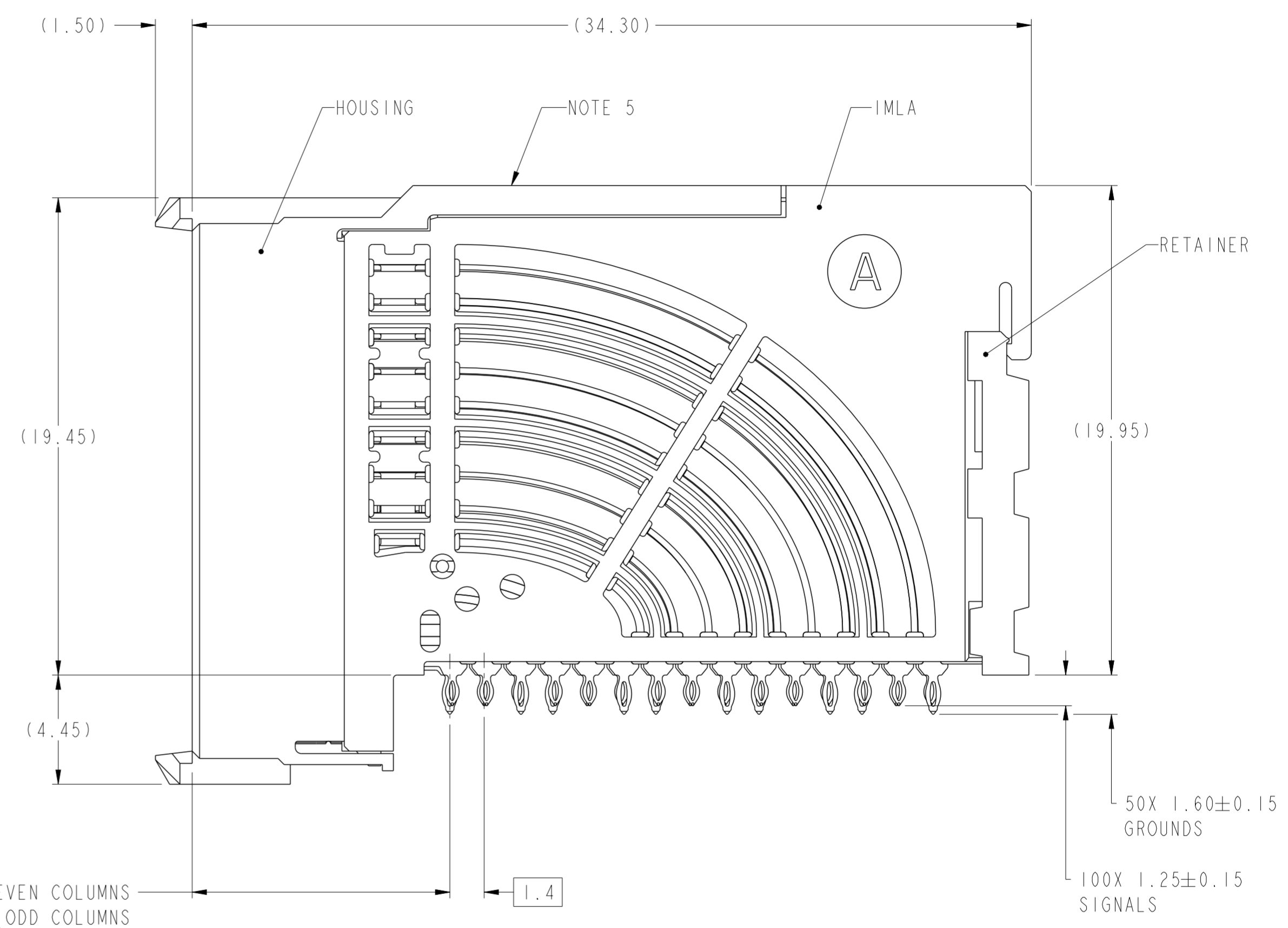
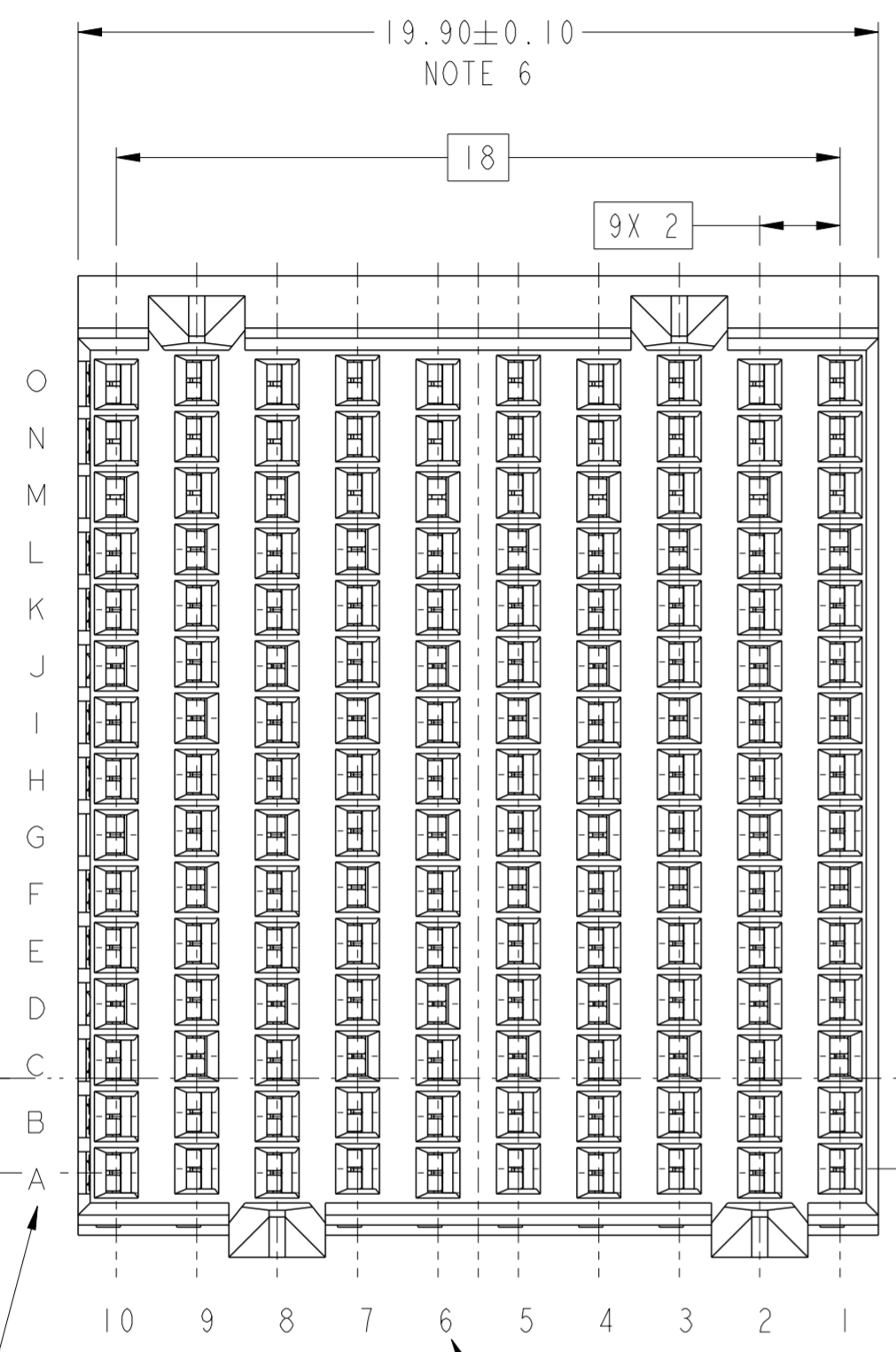


PRODUCT NUMBER
SEE SHEET 3



TOP SURFACE OF DAUGHTER CARD

2.35

2.25

COLUMN ID

EVEN COLUMN, CONTACT ROW ID
ODD AND EVEN COLUMNS ARE OFFSET

ODD COLUMN, CONTACT ROW ID

10.50 ϕ EVEN COLUMNS
10.60 ϕ ODD COLUMNS

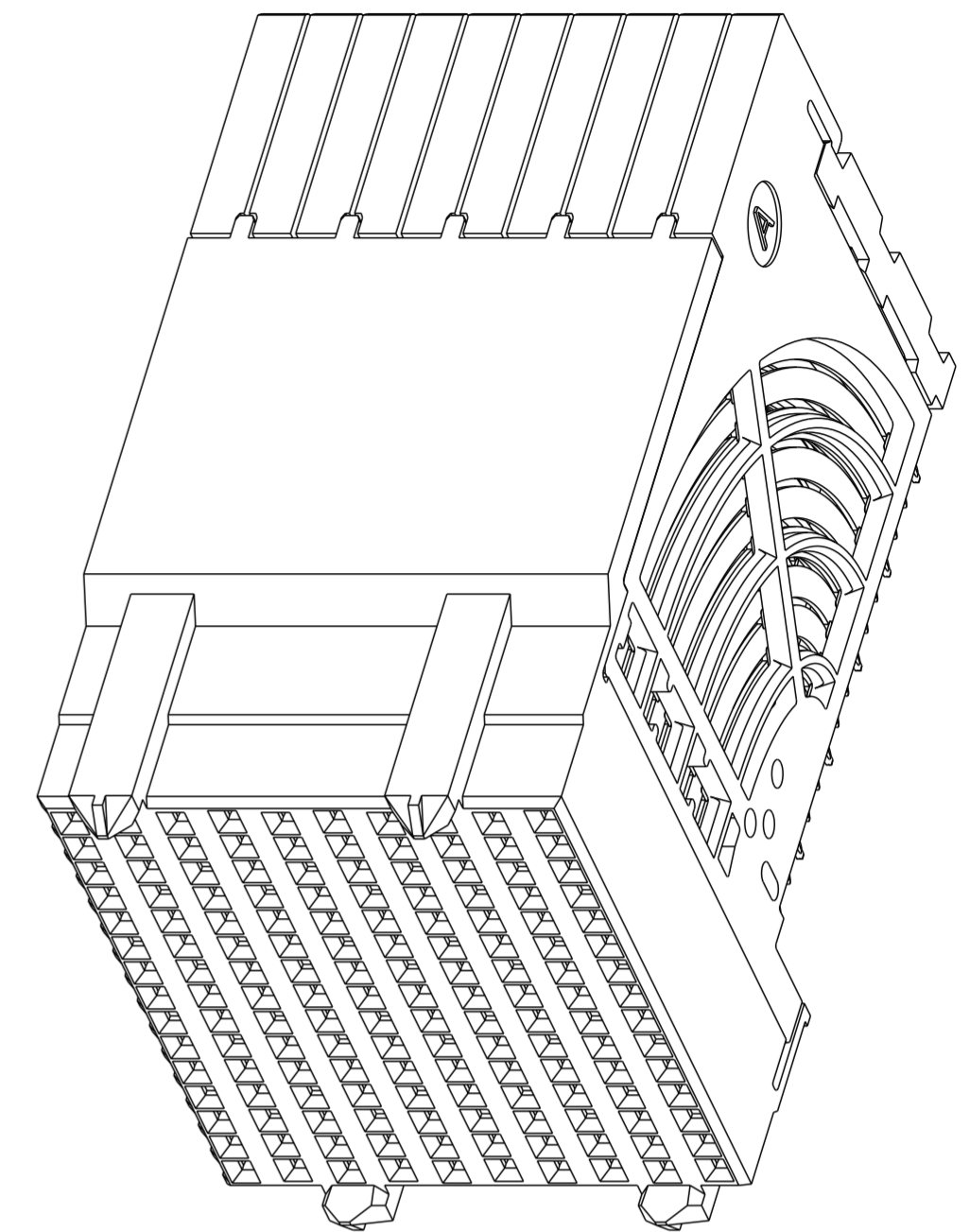
spec ref	---	dr	Stu Stoner	2010/10/26	projection	MM	size	A2	scale	1:1																				
tolerance std	ASME Y14.5M	eng	Mark Gray	2012/01/11			ecn no	ELX-V-009506-1	rel level	Released																				
TOLERANCES UNLESS OTHERWISE SPECIFIED		chr	-	product family							AirMax VSE																			
surface	<table border="1"> <tr> <td>linear</td> <td>0.X</td> <td>±.3</td> </tr> <tr> <td></td> <td>0.XX</td> <td>±.10</td> </tr> <tr> <td></td> <td>0.XXX</td> <td>±.050</td> </tr> <tr> <td>angular</td> <td>0°</td> <td>±°</td> </tr> </table>	linear	0.X	±.3		0.XX	±.10		0.XXX	±.050	angular	0°	±°	appr	Steve Minich	2012/01/11		<table border="1"> <tr> <td>title</td> <td>AirMax VSe R.A. RECEPTACLE</td> <td>dwg no</td> <td>10115627</td> <td>rev</td> <td>C</td> </tr> <tr> <td>Ass'y, 5 Pair, 150 pos, 10 IMLA, 20mm</td> <td></td> <td></td> <td></td> <td></td> <td></td> </tr> </table>	title	AirMax VSe R.A. RECEPTACLE	dwg no	10115627	rev	C	Ass'y, 5 Pair, 150 pos, 10 IMLA, 20mm					
linear	0.X	±.3																												
	0.XX	±.10																												
	0.XXX	±.050																												
angular	0°	±°																												
title	AirMax VSe R.A. RECEPTACLE	dwg no	10115627	rev	C																									
Ass'y, 5 Pair, 150 pos, 10 IMLA, 20mm																														
		www.fci.com	cat. no.	-	Product - Customer Drw	sheet 1 of 3																								

Copyright FCI. FCI

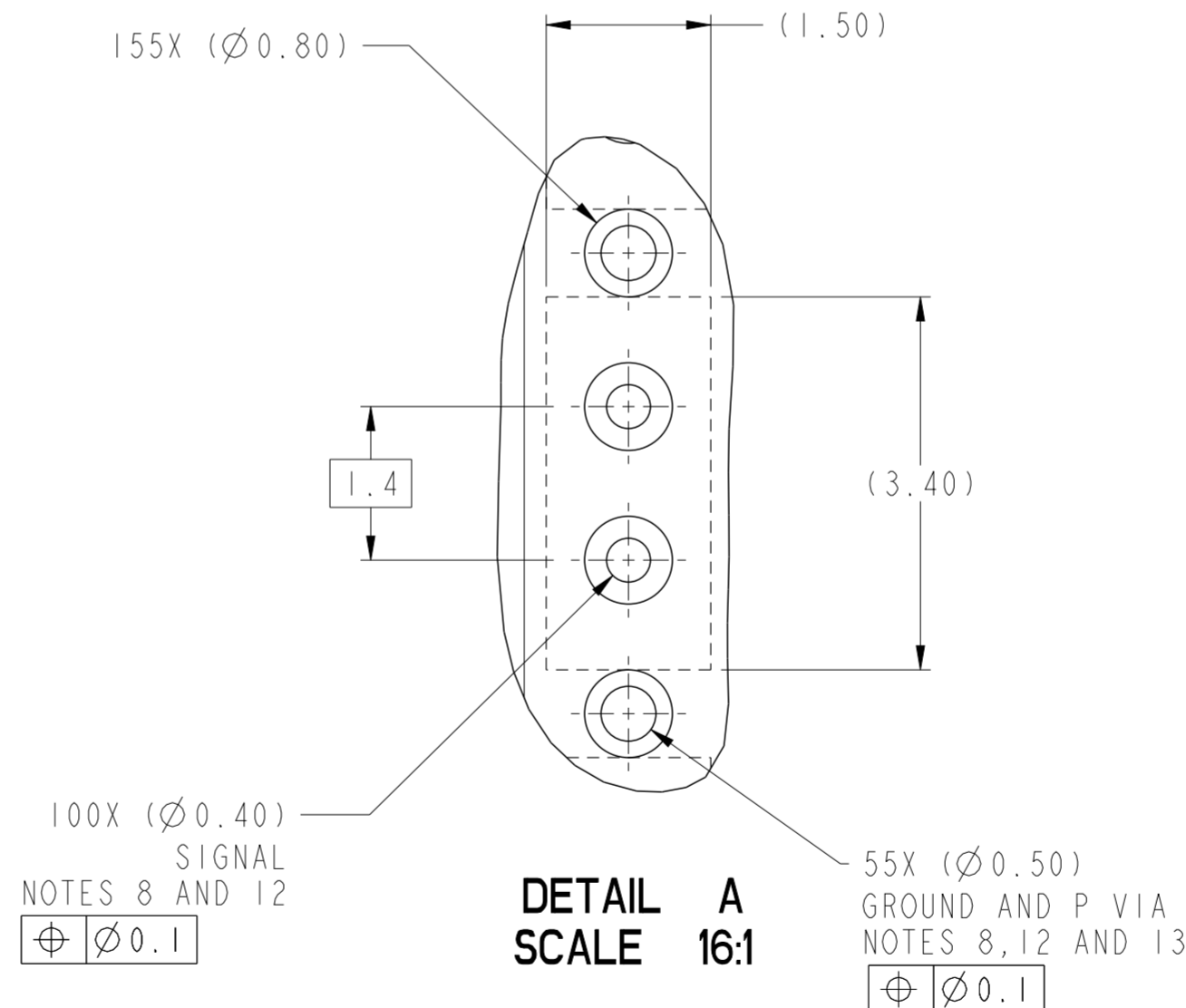
PRODUCT NUMBER	PRESS-FIT TAIL PLATING TYPE
10115627-101	TIN/LEAD ALLOY OVER NICKEL
10115627-101LF	TIN OVER NICKEL (LEAD FREE)

- ① - CONNECTOR MATERIALS:
HOUSING: HIGH TEMP THERMOPLASTIC, NATURAL, UL94-V0
IMLA PLASTIC: HIGH TEMP THERMOPLASTIC, BLACK, UL94-V0
CONTACT: COPPER ALLOY
ORGANIZER: HIGH TEMP THERMOPLASTIC, NATURAL, UL94-V0
- 2 - CONTACT PLATING:
SEPARABLE INTERFACE:
PERFORMANCE-BASED PLATING, QUALIFIED TO MEET THE REQUIREMENTS OF FCI PRODUCT SPECIFICATION GS-12-0956 INCLUDING TELCORDIA GR-1217-CORE (NOVEMBER 1995) CENTRAL OFFICE TEST SEQUENCE

PRESS-FIT TAILS: SEE TABLE
- 3 - PRODUCT SPECIFICATION: GS-12-0956
- 4 - APPLICATION SPECIFICATION: GS-20-0305
- ⑤ - PRODUCT MARKING, (PROTOTYPE, PART NUMBER & LOT CODE), ON THIS SURFACE.
- ⑥ - THE MINIMUM CENTERLINE SPACING BETWEEN ADJACENT MODULES IS 20.0 MM.
- ⑦ - CONNECTOR OUTLINE MAY BE SCREEN PRINTED ONTO CUSTOMER PCB TO BE USED AS A GUIDE FOR MANUAL CONNECTOR PLACEMENT.
- ⑧ - REFER TO CUSTOMER DRAWING 10104444 FOR INFORMATION ON PCB HOLE DIAMETERS AND PLATING OPTIONS
- 9 - LEAD FREE PRODUCT MEETS THE EUROPEAN UNION DIRECTIVES & OTHER COUNTRY REGULATIONS AS DESCRIBED IN GS-22-008
- ⑩ - FOR IMPROVED PERFORMANCE, THE PCB GROUND SHALL BE REMOVED ON ALL LAYERS FROM THE AREA UNDER THE CONNECTOR BETWEEN (0.75 mm) DIMENSION AND THE FRONT EDGE OF THE PCB. NO TRACES SHALL BE ROUTED IN THIS REGION.
- 11 - PACKAGING MEETS GS-14-920 LEAD FREE LABELING SPECIFICATION.
- ⑫ - GROUND CONTACTS (C, F, I, L AND O IN ODD COLUMNS AND A, D, G, J AND M IN EVEN COLUMNS) REQUIRE (Ø0.500) FINISHED HOLES. SIGNAL LOCATIONS REQUIRE (Ø0.400) FINISHED HOLES.
- ⑬ - THESE OUTER VIAS (P) PROVIDE GROUND SYMMETRY THROUGH THE PCB. WHILE NO CONNECTOR EONS WILL BE PRESSED INTO THESE HOLES, WE RECOMMEND (Ø 0.500) FINISHED HOLES AT THESE LOCATIONS.
- △ 14 - A △ SYMBOL WILL BE NEXT TO ANY DIMENSION, VIEW, OR NOTE THAT HAS BEEN MODIFIED WITH THE CURRENT DRAWING REVISION.



10115627-101 OR -101LF
SCALE 4:1



spec ref	---	dr	Stu Stoner	2010/10/26	projection	MM	size	A2	scale	4:1
tolerance std	ASME Y14.5M	eng	Mark Gray	2012/01/11			ecn no	ELX-V-009506-1		
TOLERANCES UNLESS OTHERWISE SPECIFIED		chr	-	rel level			Released			
surface	✓	appr	Steve Minich	2012/01/11	product family	title		10115627	rev	C
linear	0.X ±.3 0.XX ±.10 0.XXX ±.050	www.fci.com		AirMax VSe R.A. RECEPTACLE Ass'y, 5 Pair, 150 pos, 10 IMLA, 20mm		cat. no.	Product - Customer Drw	sheet 3 of 3		
angular	0° ±°									