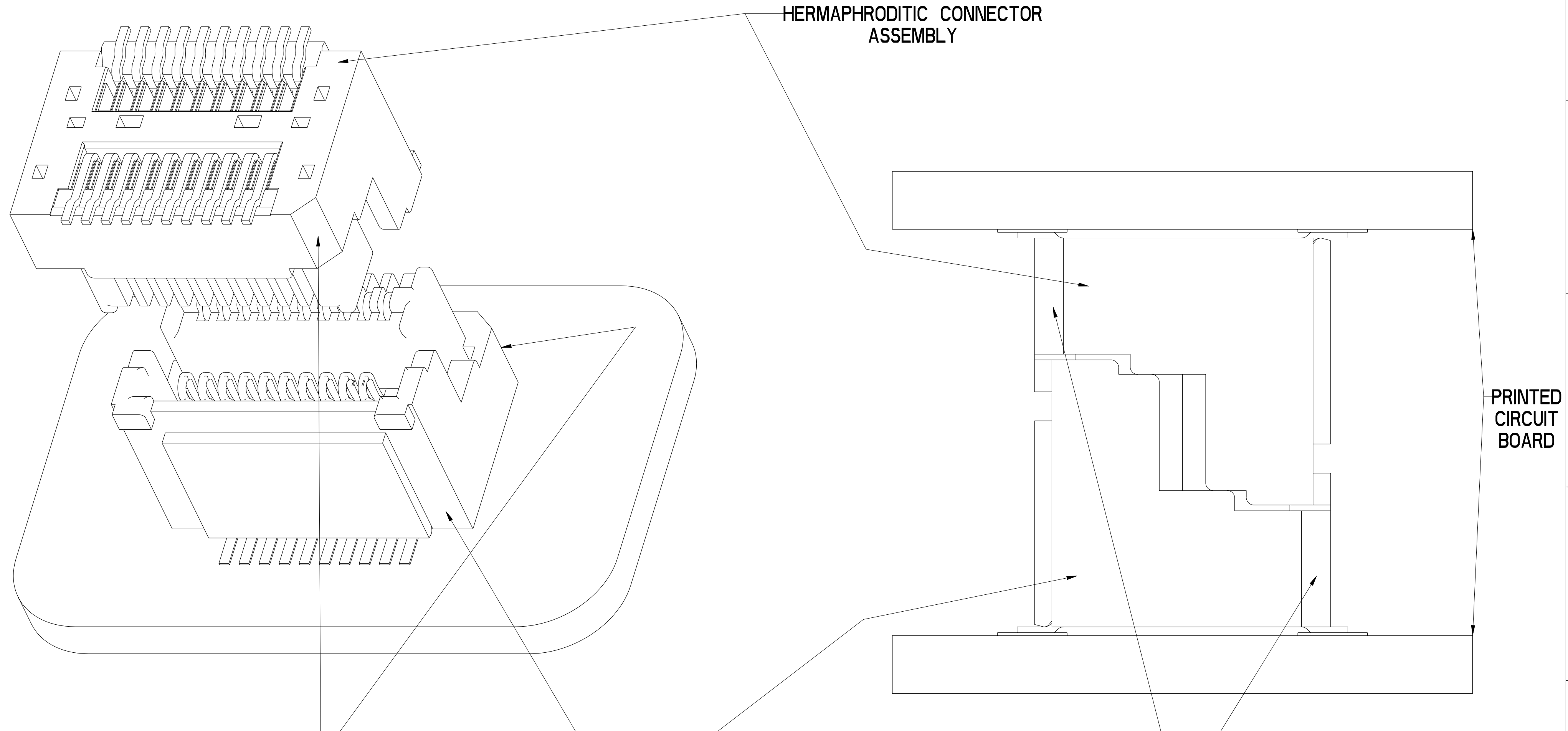


PRODUCT NUMBER
10090504-0XX002LF



CONNECTOR ORIENTATION
FEATURE
SEE PCB LAYOUT ON PAGE 5

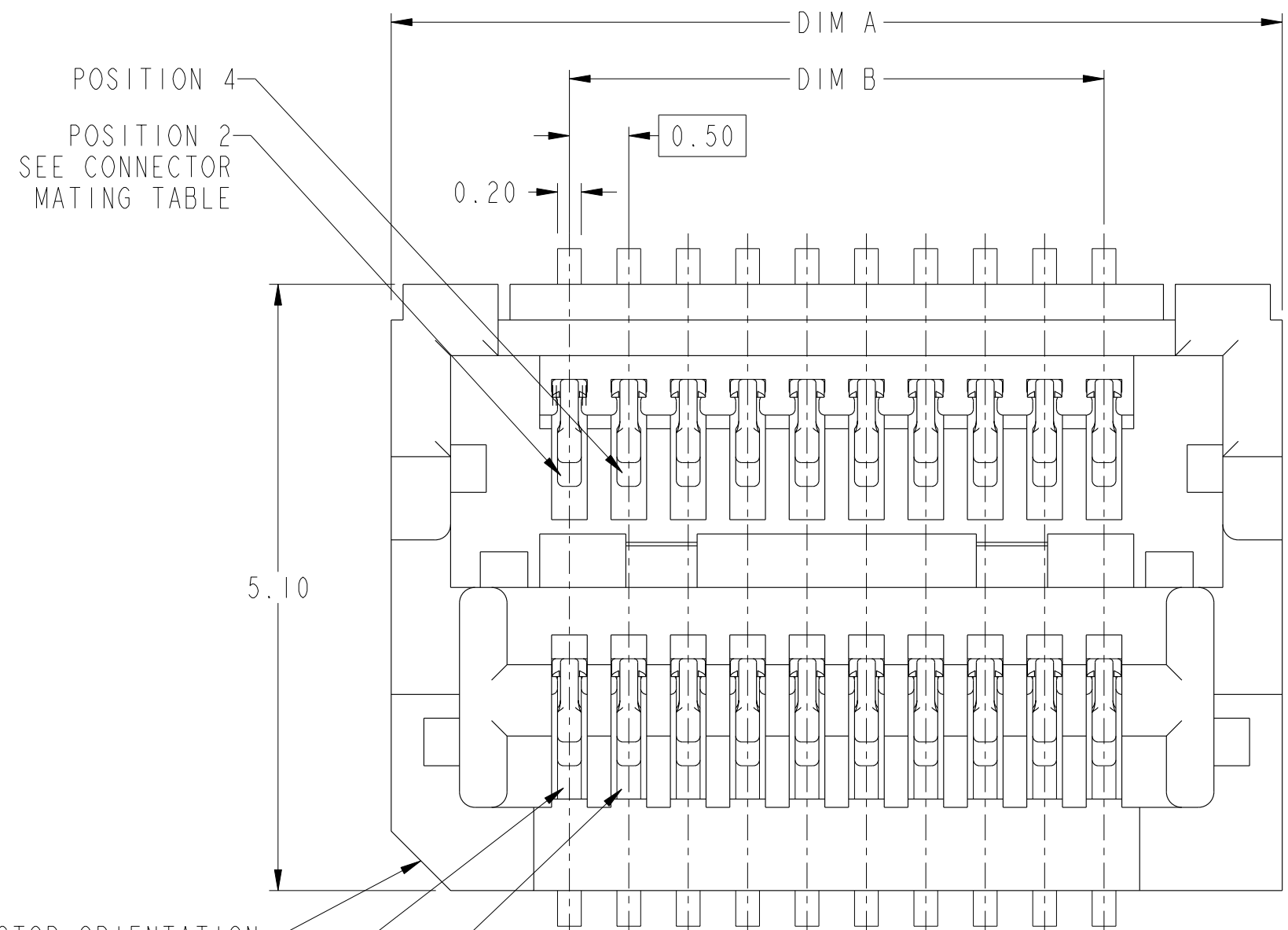
HERMAPHRODITIC CONNECTOR
ASSEMBLY

CONNECTOR ORIENTATION
FEATURE
SEE PCB LAYOUT ON PAGE 5

PRELIMINARY

spec ref	---	dr	STU STONER	2009-02-03	projection	mm	size	A2	scale	10:1											
tolerance std	---	eng	STU STONER	2009-02-03			ecn no	rel level	In Work	rev											
---	TOLERANCES UNLESS OTHERWISE SPECIFIED	chr	STU STONER	2009-02-03																	
---		appr	S MINICH	2009-02-03																	
surface	<table border="1"> <tr> <td>linear</td> <td>0.X</td> <td>±0.3</td> </tr> <tr> <td></td> <td>0.XX</td> <td>±0.10</td> </tr> <tr> <td></td> <td>0.XXX</td> <td>±0.05</td> </tr> <tr> <td>angular</td> <td>0°</td> <td>±2°</td> </tr> </table>	linear	0.X	±0.3		0.XX	±0.10		0.XXX	±0.05	angular	0°	±2°			title HERMAPHRODITIC CONNECTOR, SHORT STYLE 10-70 POS, 0.5MM CTR, 4-7MM STACK HT		dwg no 10090504	rev 6		
linear	0.X	±0.3																			
	0.XX	±0.10																			
	0.XXX	±0.05																			
angular	0°	±2°																			
---		www.fci.com		catalog no	-	Product - Customer Drw	sheet 1 of 6														

Copyright FCI. FCI



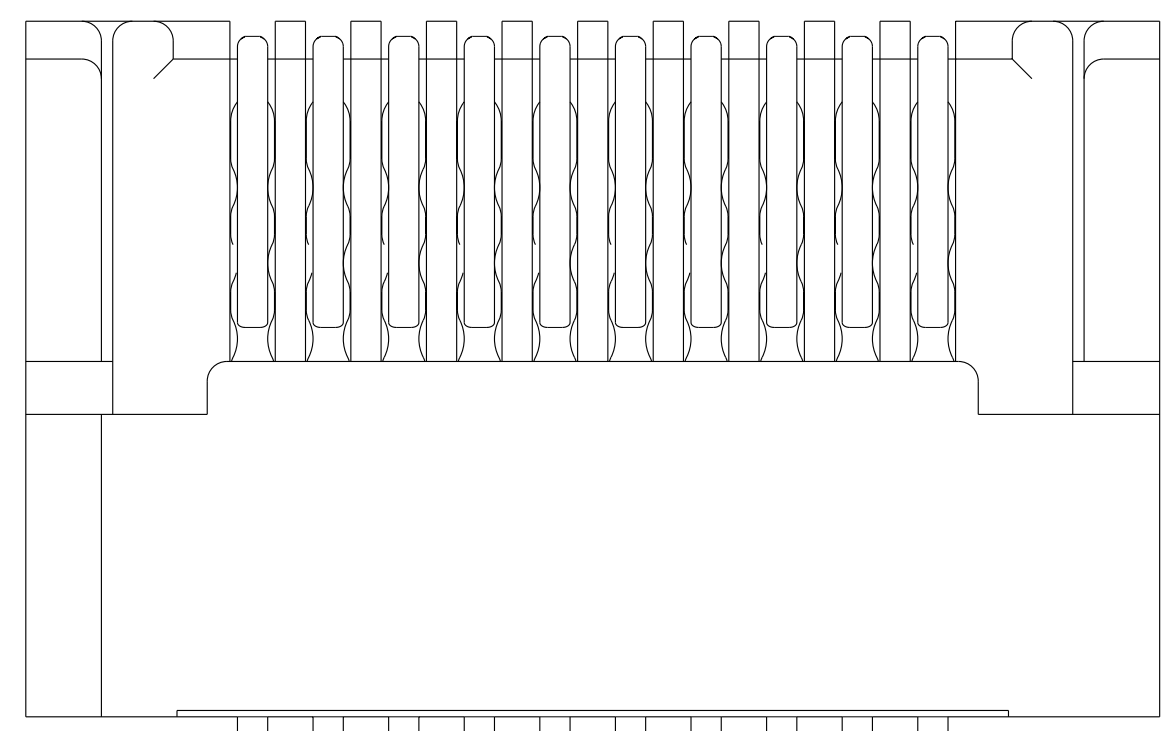
POSITION 4
 POSITION 2
 SEE CONNECTOR MATING TABLE

CONNECTOR ORIENTATION FEATURE

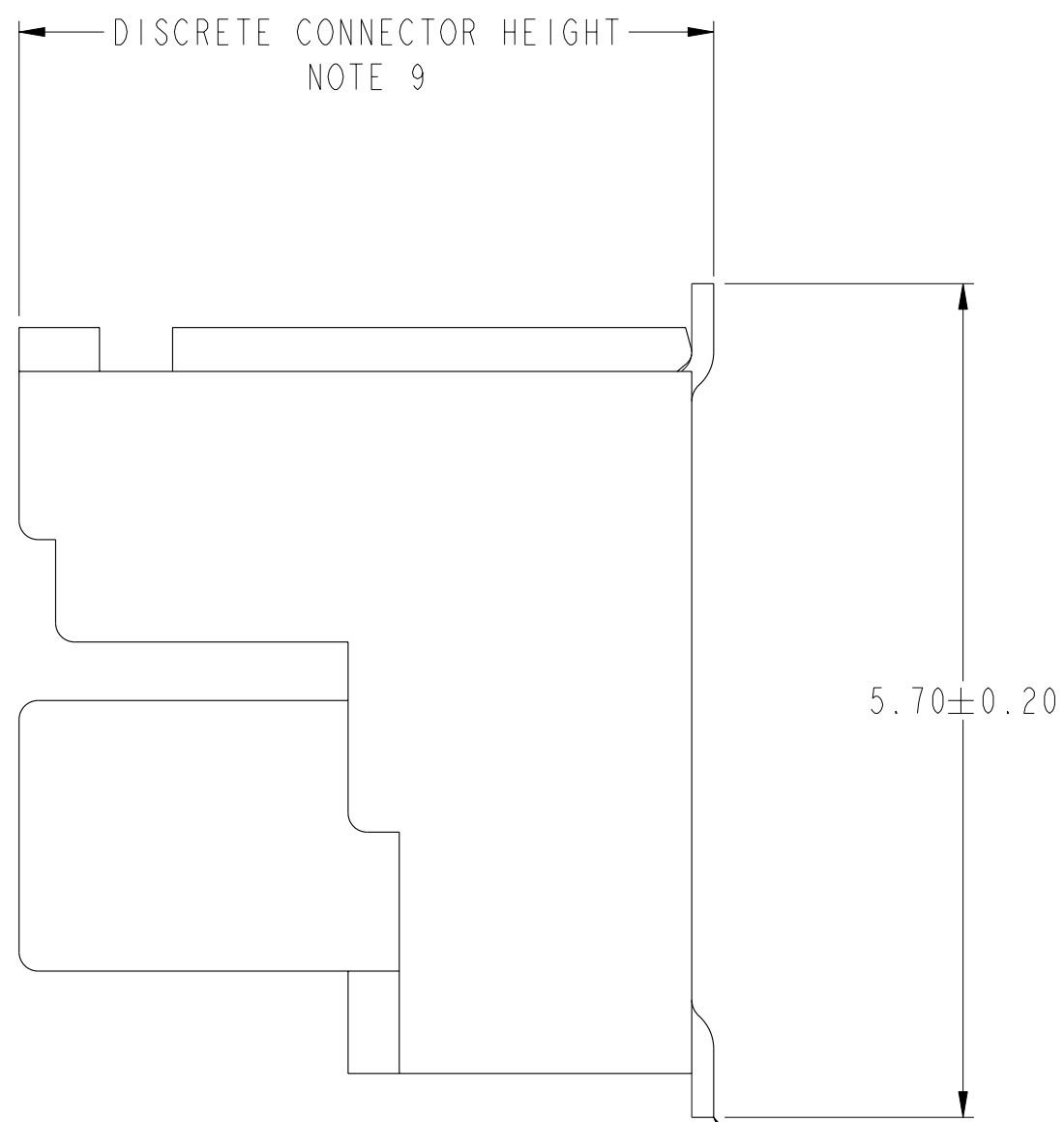
POSITION 1
 SEE CONNECTOR MATING TABLE

POSITION 3

5.10



NOTE 7



DISCRETE CONNECTOR HEIGHT
 NOTE 9

5.70 ± 0.20

SEE NOTE 10
 FOR TOE HEIGHT LIMITS

HERMAPHRODITIC CONNECTOR MATING	
CONNECTOR POSITION	MATES WITH CONNECTOR POSITION
1	2
3	4
5	6
7	8
9	10
ETC.	

10090504-024002LF SHOWN
 WITHOUT STANDARD PICK-UP CAP

PRELIMINARY

spec ref	---	dr	STU STONER	2009-02-03	projection	mm	size	A2	scale	10:1
tolerance std	---	eng	STU STONER	2009-02-03		mm	A2	ecn no	rel level	In Work
---	TOLERANCES UNLESS OTHERWISE SPECIFIED	chr	STU STONER	2009-02-03						
---		appr	S MINICH	2009-02-03	product family	MezzoStak				
surface	✓	linear	0.X	±0.3		HERMAPHRODITIC CONNECTOR, SHORT STYLE 10-70 POS, 0.5MM CTR, 4-7MM STACK HT	dwg no 10090504	rev 6		
			0.XX	±0.10						
			0.XXX	±0.05						
		angular	0°	±2°	www.fci.com	catalog no	-	Product - Customer Drw	sheet 2 of 6	

Copyright FCI. FCI

0.5 BTB HERMAPHRODITIC CONNECTOR ASSEMBLY PART NUMBER SCHEME
 EXAMPLE: 10090504-XX X 00 X LF

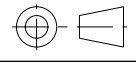


NUMBER OF POSITIONS	
01	= 10 POS
02	= 20 POS
03	= 30 POS
04	= 40 POS
05	= 50 POS
06	= 60 POS
07	= 70 POS

LEAD FREE INDICATOR

PACKAGING	
2	TAPE AND REEL WITH PICK-UP CAP

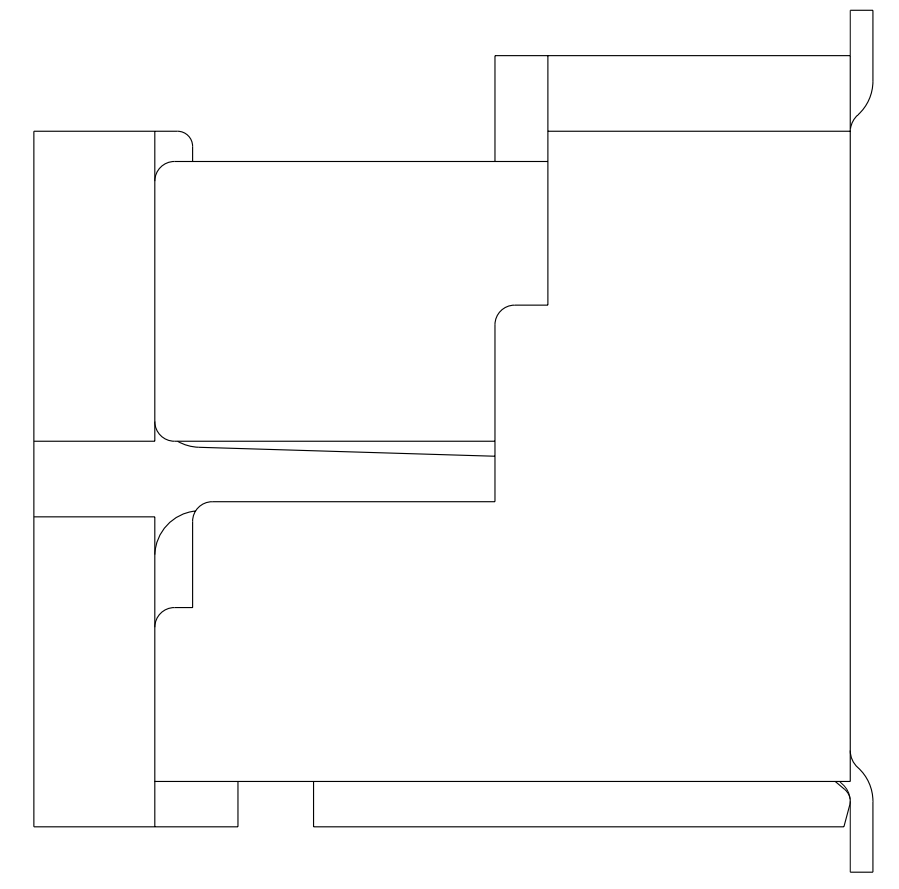
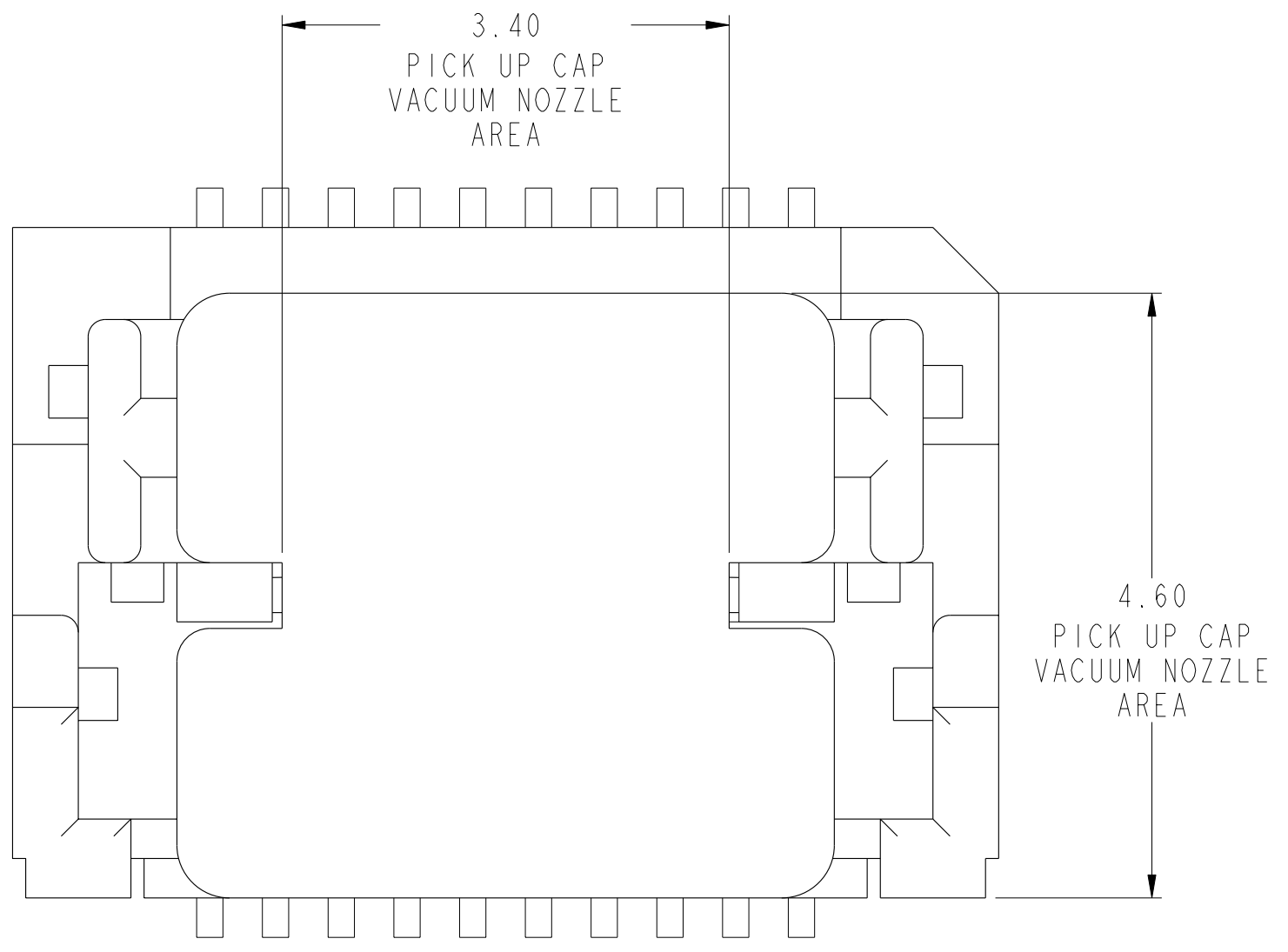
PRACTICAL CONNECTOR HEIGHT NOTE 8	
1	= 2.0MM
2	= 2.5MM
3	= 3.0MM
4	= 3.5MM

PRODUCT NUMBER	NUMBER OF POSITIONS	DIM A	DIM B	DISCRETE CONNECTOR HEIGHT NOTE 9	PRACTICAL CONNECTOR HEIGHT NOTE 8
10090504-011002LF	10	5.00	2.00	3.75	2.00
10090504-021002LF	20	7.50	4.50		
10090504-031002LF	30	10.00	7.00		
10090504-041002LF	40	12.50	9.50		
10090504-051002LF	50	15.00	12.00		
10090504-061002LF	60	17.50	14.50		
10090504-071002LF	70	20.00	17.00		
10090504-012002LF	10	5.00	2.00	3.25	2.50
10090504-022002LF	20	7.50	4.50		
10090504-032002LF	30	10.00	7.00		
10090504-042002LF	40	12.50	9.50		
10090504-052002LF	50	15.00	12.00		
10090504-062002LF	60	17.50	14.50		
10090504-072002LF	70	20.00	17.00		
10090504-013002LF	10	5.00	2.00	4.25	3.00
10090504-023002LF	20	7.50	4.50		
10090504-033002LF	30	10.00	7.00		
10090504-043002LF	40	12.50	9.50		
10090504-053002LF	50	15.00	12.00		
10090504-063002LF	60	17.50	14.50		
10090504-073002LF	70	20.00	17.00		
10090504-014002LF	10	5.00	2.00	4.75	3.50
10090504-024002LF	20	7.50	4.50		
10090504-034002LF	30	10.00	7.00		
10090504-044002LF	40	12.50	9.50		
10090504-054002LF	50	15.00	12.00		
10090504-064002LF	60	17.50	14.50		
10090504-074002LF	70	20.00	17.00		

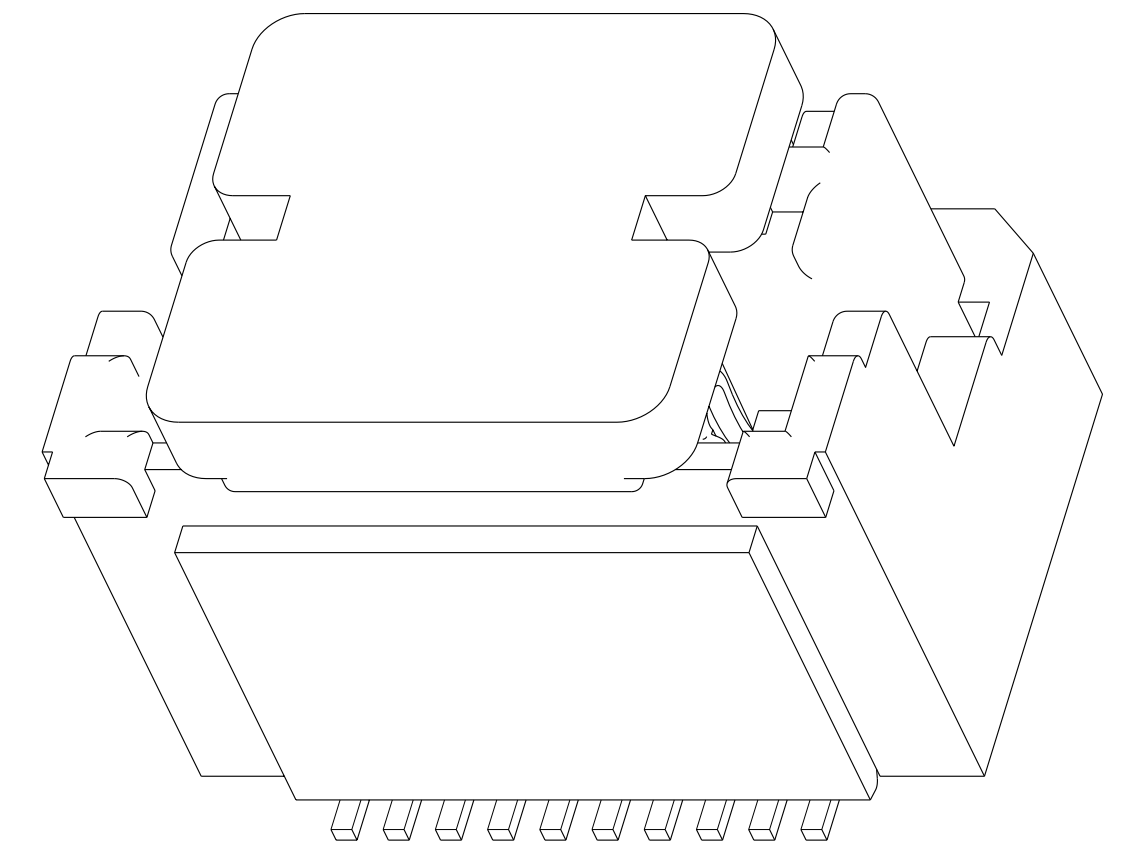

spec ref	---	dr	STU STONER	2009-02-03	projection	mm	size	A2	scale	10:1									
tolerance std	---	eng	STU STONER	2009-02-03			ecn no	rel level	In Work	rev									
---	TOLERANCES UNLESS OTHERWISE SPECIFIED	chr	STU STONER	2009-02-03															
---		appr	S MINICH	2009-02-03															
surface	<table border="1"> <tr><td>linear</td><td>0.X</td><td>±0.3</td></tr> <tr><td></td><td>0.XX</td><td>±0.10</td></tr> <tr><td></td><td>0.XXX</td><td>±0.05</td></tr> <tr><td>angular</td><td>0°</td><td>±2°</td></tr> </table>	linear	0.X	±0.3		0.XX	±0.10		0.XXX	±0.05	angular	0°	±2°		HERMAPHRODITIC CONNECTOR, SHORT STYLE			10090504	6
linear	0.X	±0.3																	
	0.XX	±0.10																	
	0.XXX	±0.05																	
angular	0°	±2°																	
---		www.fci.com	cat. no.	-	Product - Customer Drw	sheet 3 of 6													



Copyright FCI.



10090504-024002LF SHOWN
WITH STANDARD PICK-UP CAP

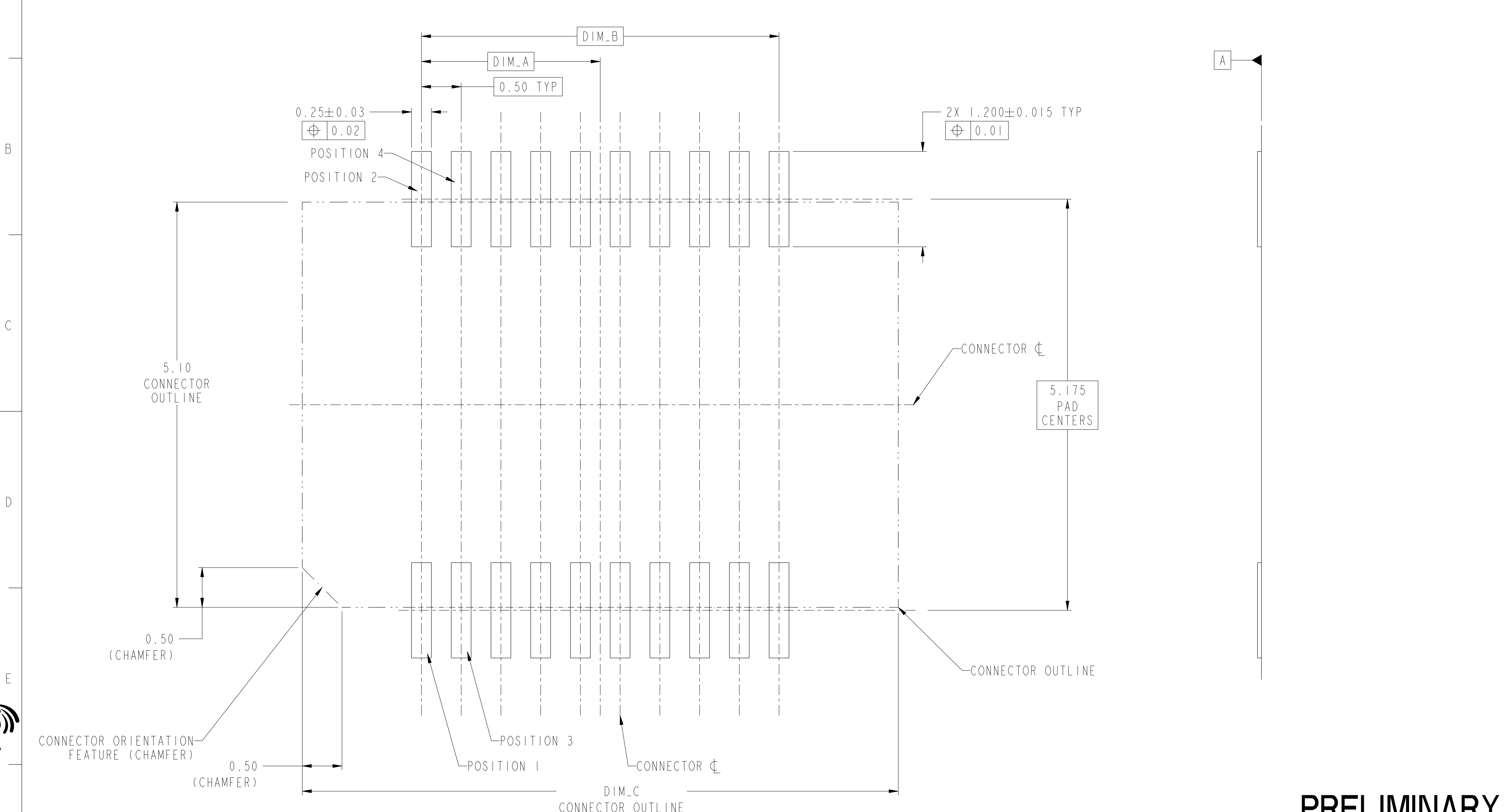


PRELIMINARY

spec ref	---	dr	STU STONER	2009-02-03	projection	mm	size	A2	scale	10:1										
tolerance std	---	eng	STU STONER	2009-02-03		mm	A2	ecn no	rel level	In Work										
---	TOLERANCES UNLESS OTHERWISE SPECIFIED	chr	STU STONER	2009-02-03																
---	---	appr	S MINICH	2009-02-03	product family	MezzoStak	rel level	In Work	rev	6										
surface	<table border="1"> <tr> <td rowspan="3"> </td> <td>linear</td> <td>0.X</td> <td>±0.3</td> </tr> <tr> <td></td> <td>0.XX</td> <td>±0.10</td> </tr> <tr> <td></td> <td>0.XXX</td> <td>±0.05</td> </tr> <tr> <td></td> <td>angular</td> <td>0°</td> <td>±2°</td> </tr> </table>		linear	0.X	±0.3		0.XX	±0.10		0.XXX	±0.05		angular	0°	±2°		title HERMAPHRODITIC CONNECTOR, SHORT STYLE 10-70 POS, 0.5MM CTR, 4-7MM STACK HT	catalog no -	Product - Customer Drw	sheet 4 of 6
	linear		0.X	±0.3																
			0.XX	±0.10																
		0.XXX	±0.05																	
	angular	0°	±2°																	

Copyright FCI.

PRODUCT NUMBER	NUMBER OF POSITIONS	DIM A	DIM B	DIM C
10090504-01X002LF	10	1.00	2.00	5.00
10090504-02X002LF	20	2.25	4.50	7.50
10090504-03X002LF	30	3.50	7.00	10.00
10090504-04X002LF	40	4.75	9.50	12.50
10090504-05X002LF	50	6.00	12.00	15.00
10090504-06X002LF	60	7.25	14.50	17.50
10090504-07X002LF	70	8.50	17.00	20.00




**RECOMMENDED CONNECTOR PCB LAYOUT
SEE TABLE FOR CONNECTOR LAYOUT DIMENSIONS
SEE NOTE 11 FOR STENCIL CREATION GUIDELINES**

PRELIMINARY

spec ref	---	dr	STU STONER	2009-02-03	projection	mm	size	A2	scale	10:1
tolerance std	---	eng	STU STONER	2009-02-03			ecn no	rel level	In Work	rev
---	TOLERANCES UNLESS OTHERWISE SPECIFIED	chr	STU STONER	2009-02-03						
---	---	appr	S MINICH	2009-02-03	product family	MezzoStak	10090504	6	HERMAPHRODITIC CONNECTOR, SHORT STYLE	
surface	✓	linear	0.X	±0.3	10-70 POS, 0.5MM CTR, 4-7MM STACK HT	dwg no	10090504	6	Product - Customer Drw	
---	---	angular	0°	±2°	www.fci.com	catalog no	-	sheet 5 of 6	Product - Customer Drw	

NOTES

1 - MATERIAL:  HOUSING - LCP, UL94-V0, COLOR: BLACK
 CONTACTS:
 CONTACT PLATING:
 SEPARABLE INTERFACE: PERFORMANCE-BASED PLATING, QUALIFIED TO MEET THE REQUIREMENTS OF FCI PRODUCT SPECIFICATION GS-12-577.
 SOLDER TAILS: 0.10µm Au.

2 - RECOMMENDED LEAD FREE SOLDER PASTE THICKNESS 150µm.

3 - THE HOUSING WILL WITHSTAND EXPOSURE TO 260°C PEAK TEMPERATURE FOR 30 SECONDS IN A CONVECTION INFRA RED OR VAPOR PHASE REFLOW OVEN. SEE APPLICATION SPECIFICATION.

4 - THIS PRODUCT MEETS EUROPEAN UNION DIRECTIVES AND OTHER COUNTRY REGULATION AS DESCRIBED IN GS-22-008

5 - PACKAGING TAPE AND REEL. PACKAGING SPECIFICATION GS-14-1320

6 - PRODUCT SPECIFICATION GS-12-577

⑦ - LEAD CO-PLANARITY TO BE 0.08MM MAX.

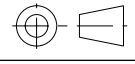

⑧ - PRACTICAL CONNECTOR HEIGHT AS SPECIFIED IN THE TABLE IS NOT THE DIMENSIONAL HEIGHT OF THE CONNECTOR BUT THE HEIGHT AS IT PERTAINS TO TOTAL STACK HEIGHT. AN EXAMPLE IS A CONNECTOR WITH A 2.5MM PRACTICAL CONNECTOR HEIGHT, WHEN MATED TO ITSELF WILL RESULTING IN A BOARD TO BOARD STACK HEIGHT OF 5MM.

⑨ - DISCRETE CONNECTOR HEIGHT AS SHOWN IN THE TABLE IS THE ACTUAL DIMENSIONAL CONNECTOR HEIGHT. ALSO SEE INFORMATION ON PRACTICAL HEIGHT IN NOTE 8.

⑩ - THE TOE HEIGHT OF THE SOLDER TAIL SHALL BE MEASURED FROM THE LOWEST POINT OF THE 0.08 COPLANARITY PLANE. THIS MEASUREMENT SHALL NOT EXCEED A WINDOW OF 0.00 TO 0.10MM.

⑪ - REFER TO IPC 7525-A FOR STENCIL CREATION

PRELIMINARY

dr	STU STONER	2009-02-03	projection		size	A2	scale	10:1
eng	STU STONER	2009-02-03	mm		ecn no			
chr	STU STONER	2009-02-03	product family	MezzoStak	rel level	In Work		
appr	S MINICH	2009-02-03	FCI		title	HERMAPHRODITIC CONNECTOR, SHORT STYLE	dwg no	10090504
			www.fci.com		rev	10-70 POS, 0.5MM CTR, 4-7MM STACK HT	rev	6
			catalog no	-	Product - Customer Drw	sheet	6 of 6	



Copyright FCI.