



## ***D-Subminiature Product Finder***


April 2010

# Product Finder – Part 1




 Std. density	Application	Connector Type	Layout	Contact Type	Termination Type	Contacts on PCB	Current Ratings	Footprint (for R/A)	Contact Pitch	PCB Mounting	Panel Mounting	Mating Cycles
	<i>PCB</i>	Standard D-Sub (Frugal D)		9,15,25,37,50	Stamped	Straight, Right Angled	Soldered	5 A	10.4	2.54(EU) & 2.84 (US)	Harpoons/Boardlocks, Metal/Plastic Brackets	Threaded Inserts, Female screws
Delta-D			9,15,25,37,50	Stamped	Straight, Right Angled	Soldered	5 A	10.4 (EU) & 8.08 (US)	2.54(EU) & 2.84 (US)	Harpoons + Inserts + Elec. Continuity	Threaded Inserts, Female screws	200 & 500


 High density	Application	Connector Type	Layout	Contact Type	Termination Type	Contacts on PCB	Current Ratings	Footprint (for R/A)	Contact Pitch	PCB Mounting	Panel Mounting	Mating Cycles
	<i>PCB</i>	Compact D		15,26,44,62,78	Stamped	Straight, Right Angled	Soldered	2.5 A	8.89	2.54	Harpoons + Inserts + Elec. Continuity	Threaded Inserts, Female screws
Compact D PIP			15,26,44	Stamped	Right Angled	Soldered	2.5 A	8.89	2.54	PIP pegs + Inserts + Elec. Continuity	Threaded Inserts, Female screws	200 & 500
Compact D Press Fit			62,78	Stamped	Straight, Right Angled	Press fit	5 A	8.89	2.54	Harpoons + Inserts + Elec. Continuity	Threaded Inserts, Female screws	200 & 500

 Cable Connectors	Application	Connector Type	Layout	Contact Type	Termination Type	Current Ratings	Panel Mounting	Mating Cycles	Cable / Wire sizes	
	<i>Cable</i>	Standard D-Sub (Frugal D)		9,15,25,37,50	Stamped / Machined*	Solder Bucket, Wire Wrap*	5 A	Threaded Inserts, Female screws	200 & 500	NA
		Compact D		15,26,44,62,78	Stamped	Solder Bucket, Crimp	2.5 A	Standard Hole	200 & 500	AWG 24/28
		8656 Discrete wire IDC		9,15,25,37,50	Without contacts	Crimp	5 A	Threaded Inserts	200 & 500	AWG 24/28 & AWG 20/24
		8656 Contacts		NA	Stamped	Crimp	5 A	NA	200 & 500	AWG 24/28 & AWG 20/24
		8657 FRC Cable IDC		9,15,25,37	Stamped	Crimp	5 A	Threaded Inserts	200 & 500	AWG 26/28 & AWG 28/30
		DP Series		9,15,25,37,50	Machined	Solder Bucket, Wire Wrap	7.5 A	Threaded Inserts, Female screws	200 & 500	AWG 8~16
		DM Series		9,15,25,37,50	Machined	Solder Bucket, Wire Wrap	7.5 A	Threaded Inserts, Female screws	500	AWG 8~16
	<i>Power Cable</i>	DW Series		5w1, 11w1, 7w2, 3w3, 3v3, 21w1, 17w2, 13w3, 9w4, 5w5, 25w3, 21wA4, 27w2, 8w8, 47w1, 24w7, 36w4	Machined	Solder Bucket, Wire Wrap	7.5A (Signal)	Threaded Inserts, Female screws	200 & 500	NA
		Solder & Crimp Contacts		NA	Machined	Solder Bucket, Crimp	10A ~ 40A	NA	200 & 500	AWG 8~16
<i>Power Cable</i>	DMW Series (Power Cable)		5w1, 11w1, 7w2, 3w3, 3v3, 21w1, 17w2, 13w3, 9w4, 5w5, 25w3, 21wA4, 27w2, 8w8, 47w1, 24w7, 36w4	Machined	Solder Bucket, Wire Wrap	NA	7.5A (Signal) 10A~40A (Power)	NA	NA	
<i>ITCA Cable</i>	Female cable connector		4w2	Machined (power) / Stamped (signal)	Solder Bucket / Crimp	24A (power) / 0.375A (signal)	NA	200	AWG 10-12	

# Product Finder – Part 2



Application	Connector Type	Layout	Contact Type	Termination Type	Contacts on PCB	Current Ratings	Footprint (for R/A)	Contact Pitch	PCB Mounting	Panel Mounting	Mating Cycles
<b>Power Connectors</b> 	DW Series Full Power	2V2, 3W3, 3V3, 5W5, 8W8	Machined	Straight, Right Angled	Soldered	7.5A (Signal) 30A / 40A (Power)	8,08	NA	Harpoons/Boardlocks, Metal/Plastic Brackets	Threaded Inserts, Female screws	500
	DW Series Full Power press fit	2V2, 3W3, 3V3, 5W5, 8W8	Machined	Straight	Press fit	7.5A (Signal) 30A / 40A (Power)	8,08	NA	Harpoons/Boardlocks, Metal/Plastic Brackets	Threaded Inserts, Female screws	500
	DW Series Mixed Type	5W1, 11W1, 7W2, 21W1, 17W2, 13W3, 9W4, 25W3, 21WA4, 27W2, 47W1, 24W7, 36W4	Machined	Straight, Right Angled	Soldered	7.5A (Signal) 30A / 40A (Power)	11.65 (EU) & 9.5 (US)	2.54(EU) & 2.84 (US)	Harpoons/Boardlocks, Metal/Plastic Brackets	Threaded Inserts, Female screws	200 & 500
	Delta-D Power	3W3 & 5W5	Machined	Right Angled	Soldered	30A	8,08	NA	Harpoons	Threaded Inserts, Female screws	500
<b>Power Cable</b>	DW Series	5W1, 11W1, 7W2, 3W3, 3V3, 21W1, 17W2, 13W3, 9W4, 5W5, 25W3, 21WA4, 27W2, 8W8, 47W1, 24W7, 36W4	Machined	Solder Bucket, Wire Wrap	NA	7.5A (Signal) 30A / 40A (Power)	11.65 (EU) & 9.5 (US)	2.54(EU) & 2.84 (US)	Harpoons/Boardlocks, Metal/Plastic Brackets	Threaded Inserts, Female screws	200 & 500
	Solder & Crimp Contacts	NA	Machined	Solder Bucket, Crimp	NA	10A ~ 40A	NA	NA	NA	NA	200 & 500
<b>Power Cable</b>	DMW Series (Power Cable)	5W1, 11W1, 7W2, 3W3, 3V3, 21W1, 17W2, 13W3, 9W4, 5W5, 25W3, 21WA4, 27W2, 8W8, 47W1, 24W7, 36W4	Machined	Solder Bucket, Wire Wrap	NA	7.5A (Signal) 10A~40A (Power)	NA	NA	NA	Threaded Inserts, Female screws	500
<b>TCA</b>	Male Single (std or PIP)	4W2	Machined	Right Angle PCB	Soldered	24A (power) / 0.375A (signal)	7,5	13.72 (pow) / 2.80 (sig)	Harpoons/PIp+ Inserts + Elec. Continuity	Threaded Inserts, Female screws	200
	Male Dual (std or PIP)	4W2	Machined	Right Angle PCB	Soldered	24A (power) / 0.375A (signal)	7,5	13.72 (pow) / 2.80 (sig)	Harpoons/PIp+ Inserts + Elec. Continuity	Threaded Inserts, Female screws	200
<b>TCA Cable</b>	Female cable connector	4W2	Machined (power) / Stamped (signal)	Solder Bucket / Crimp	NA	24A (power) / 0.375A (signal)	NA	13.72 (pow) / 2.80 (sig)	NA	NA	200

Application	Connector Type	Layout	Contact Type	Termination Type	Contacts on PCB	Current Ratings	Footprint (for R/A)	Contact Pitch	PCB Mounting	Panel Mounting	Mating Cycles	
<b>High Performance</b> 	<b>PCB</b>	DP Series (PCB)	9,15,25,37,50	Machined	Straight, Right Angled	Soldered	7.5 A	10,3	2.54(EU) & 2.84 (US)	Harpoons/Boardlocks, Metal/Plastic Brackets	Threaded Inserts, Female screws	200 & 500
	<b>PCB</b>	DM Series (PCB)	9,15,25,37,50	Machined	Straight, Right Angled	Soldered	7.5 A	10,3	2.54(EU) & 2.84 (US)	Harpoons/Boardlocks, Metal/Plastic Brackets	Float mounting, Threaded Inserts, Female screws	500
<b>Cable</b>	DP Series (Cable)	9,15,25,37,50	Machined	Solder Bucket, Wire Wrap	NA	7.5 A	NA	NA	NA	Threaded Inserts, Female screws	200 & 500	
	DM Series (Cable)	9,15,25,37,50	Machined	Solder Bucket, Wire Wrap	NA	7.5 A	NA	NA	NA	Threaded Inserts, Female screws	500	
<b>Power Cable</b>	DMW Series (Power Cable)	5W1, 11W1, 7W2, 3W3, 3V3, 21W1, 17W2, 13W3, 9W4, 5W5, 25W3, 21WA4, 27W2, 8W8, 47W1, 24W7, 36W4	Machined	Solder Bucket, Wire Wrap	NA	7.5A (Signal) 10A~40A (Power)	NA	NA	NA	Threaded Inserts, Female screws	500	

# Product Finder – Part 3



<b>Pressfit</b>	Application	Connector Type	Layout	Contact Type	Termination Type	Contacts on PCB	Current Ratings	Footprint (for R/A)	Contact Pitch	PCB Mounting	Panel Mounting	Mating Cycles
	<i>PCB</i>	Delta-D Press Fit	9,15,25,37,50	Stamped	Straight, Right Angled	Press fit	5 A	10.4 (EU) & 8.08 (US)	2.54(EU) & 2.84 (US)	Harpoons • Inserts • Elec. Continuity	Threaded Inserts, Female screws	200 & 500
		Compact D Press Fit	62,78	Stamped	Straight, Right Angled	Press fit	5 A	8.89	2.54(EU) & 2.84 (US)	Harpoons • Inserts • Elec. Continuity	Threaded Inserts, Female screws	200 & 500
	<i>PCB Power</i>	DW Series Press Fit	2V2, 3W3, 3V3, 5W5, 8W8	Machined	Straight	Press fit	40A	8.08 (US)	2.84 (US)	Harpoons/Boardlocks, Metal/Plastic Brackets	Threaded Inserts, Female screws	500

<b>Pin-in-Paste</b>	Application	Connector Type	Layout	Contact Type	Termination Type	Contacts on PCB	Current Ratings	Footprint (for R/A)	Contact Pitch	PCB Mounting	Panel Mounting	Mating Cycles
	<i>PCB</i>	Delta-D PIP	9,15,25,37,50	Stamped	Straight, Right Angled	Soldered	5 A	10.4 (EU) & 8.08 (US)	2.54(EU) & 2.84 (US)	PIP Pegs • Inserts • Elec. Continuity	Threaded Inserts, Female screws	200 & 500
		Compact D PIP	14,15,26,44	Stamped	Right Angled	Soldered	2.5 A	8.89	2.54(EU) & 2.84 (US)	PIP Pegs • Inserts • Elec. Continuity	Threaded Inserts, Female screws	200 & 500

<b>µTCA® Power IO</b>	Application	Connector Type	Layout	Contact Type	Termination Type	Contacts on PCB	Current Ratings	Footprint (for R/A)	Contact Pitch	PCB Mounting	Panel Mounting	Mating Cycles	Packaging	PCB Thickness	Cable / Wire sizes
	<i>µTCA</i>	Male Single (std or PIP)	4W2	Machined	Right Angle PCB	Soldered	24A (power) / 0.375A (signal)	7,5	13.72 (pow) / 2.80 (sig)	Harpoons/PIP Pegs • Inserts • Elec. Continuity	Threaded Inserts, Female screws	200	Honey comb / Carrier tape	1,6	NA
		Male Dual (std or PIP)	4W2	Machined	Right Angle PCB	Soldered	24A (power) / 0.375A (signal)	7,5	13.72 (pow) / 2.80 (sig)	Harpoons/PIP Pegs • Inserts • Elec. Continuity	Threaded Inserts, Female screws	200	Honey comb	1,6	NA
		Female cable connector	4W2	Machined (power) / Stamped (signal)	Solder Bucket / Crimp	NA	24A (power) / 0.375A (signal)	NA	NA	13.72 (pow) / 2.80 (sig)	NA	NA	200	Honey comb	NA

<b>Economy Range</b>	Application	Connector Type	Layout	Contact Type	Termination Type	Contacts on PCB	Current Ratings	Footprint	Contact Pitch	PCB Mounting	Panel Mounting	Mating Cycles
	<i>PCB</i>	Economy - Dsub Straight	9,15,25,37	Stamped	Straight	Soldered	5 A	8,08	2,84	Harpoons/Boardlocks	Threaded Inserts, Female screws	50
		Economy - Dsub R/A	9,15,25,37	Stamped	Right Angled	Soldered	5 A	10.4 (EU) & 8.08 (US)	2.54(EU) & 2.84 (US)	Harpoons • Inserts • Elec. Continuity	Threaded Inserts, Female screws	50

<b>Accessories</b>	
	Plastic Hoods
	Metallised Hoods
	Metal Hoods
	Screw Locks
	Lever Locks
	Brackets
	Dust caps