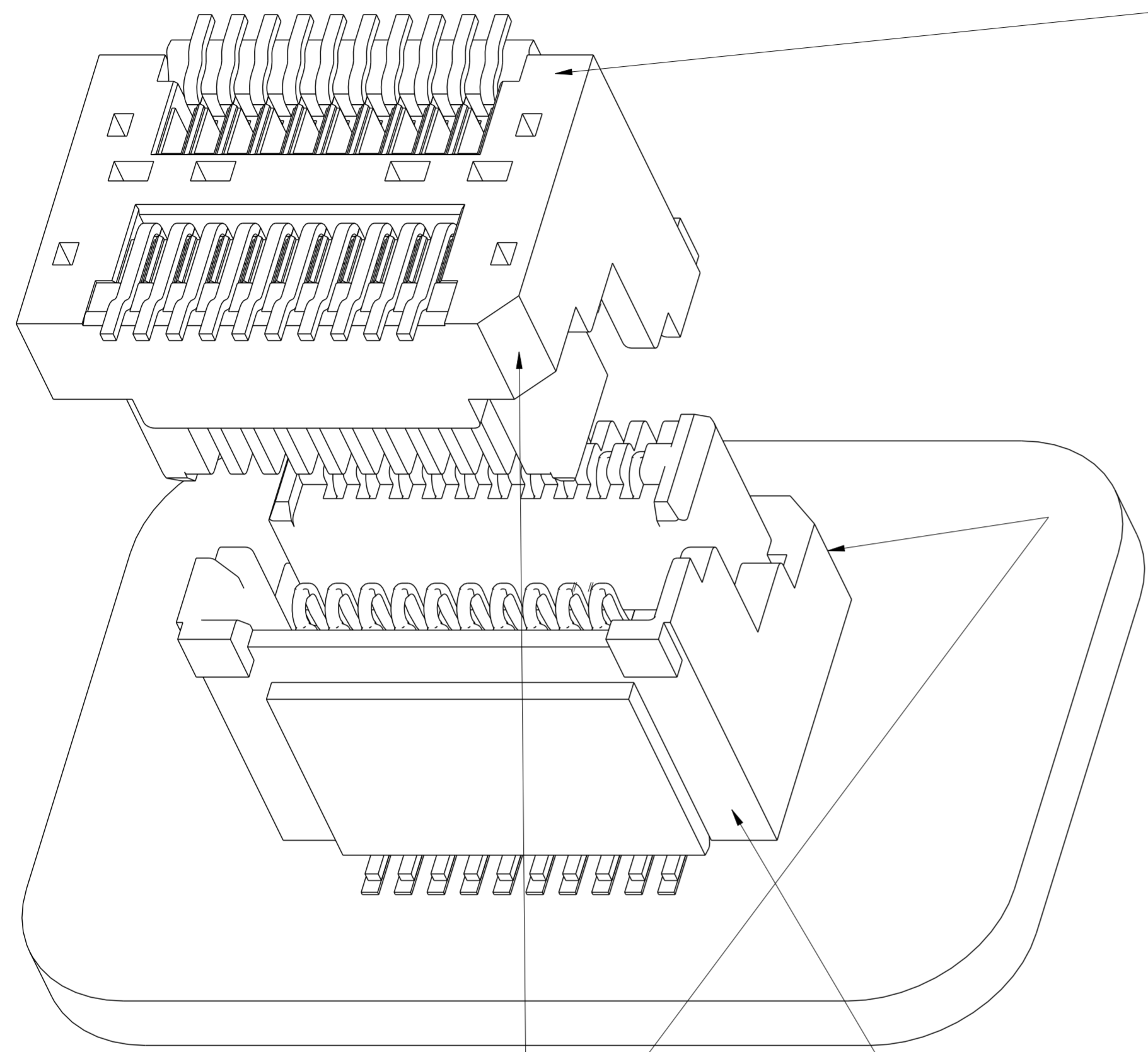
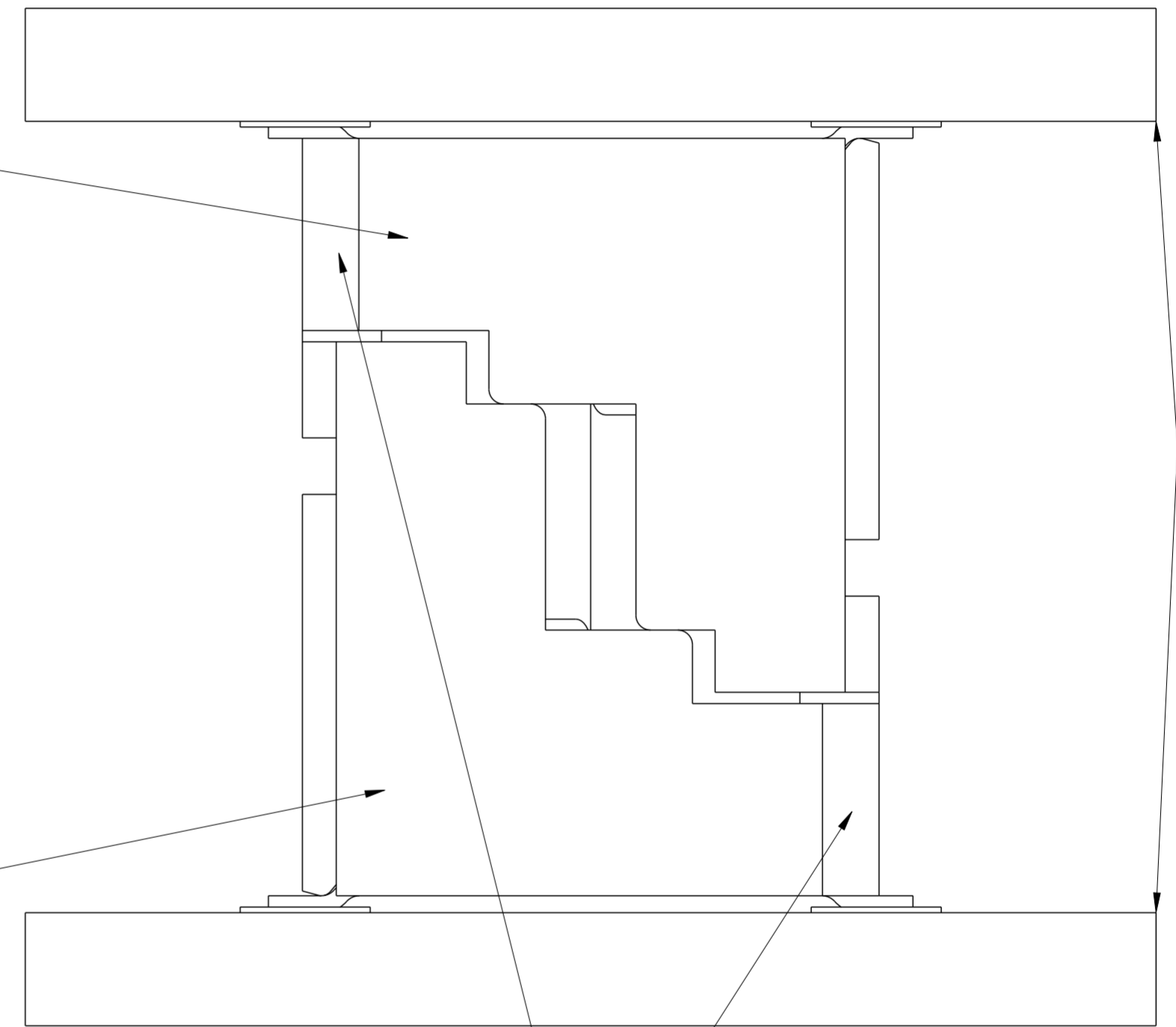


PRODUCT NUMBER  
10106814-0XX002LF



10106814-0XX002LF  
HERMAPHRODITIC CONNECTOR  
ASSEMBLY



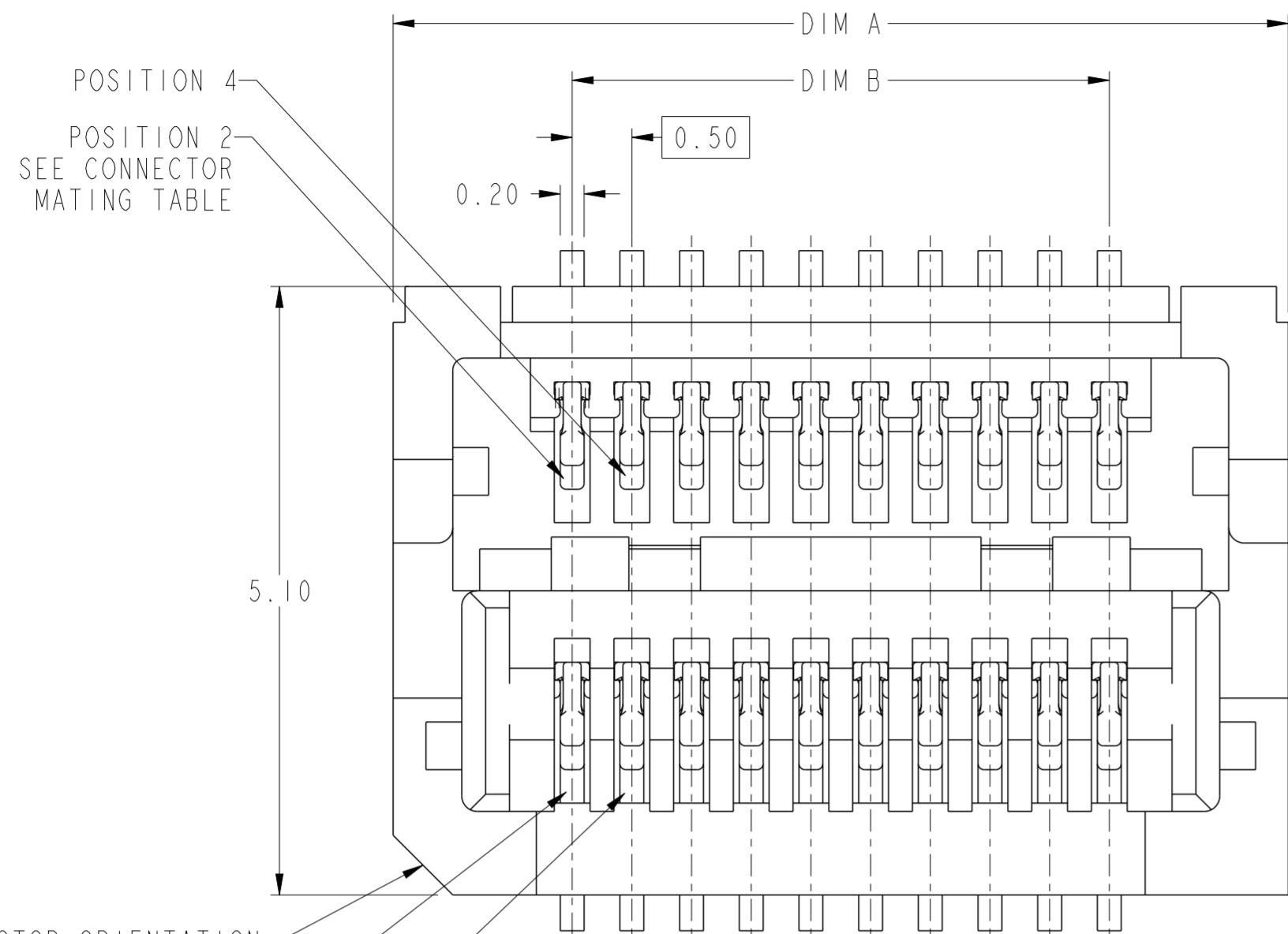
10106814-0XX002LF  
HERMAPHRODITIC CONNECTOR  
ASSEMBLY

CONNECTOR ORIENTATION  
FEATURE  
SEE PCB LAYOUT ON PAGE 5

PRINTED  
CIRCUIT  
BOARD

CONNECTOR ORIENTATION  
FEATURE  
SEE PCB LAYOUT ON PAGE 5

spec ref	---	dr	Stu Stoner	2010/1/22	projection	mm	size	A2	scale	11:1
tolerance std	---	eng	Heaven Cen	2011/09/07		mm	ecn no	ELX-V-004756-1	rel level	Released
---	TOLERANCES UNLESS OTHERWISE SPECIFIED	chr	-	---						
---		appr	Pei-Ming Zheng	2011/09/08	product family	MezzoStak	rel level	Released		
surface	✓	linear	0.X	±0.3		title HERMAPHRODITIC CONNECTOR, SHORT STYLE 20-70 POS, 0.5MM CTR, 4-7MM STACK HT	dwg no 10106814	rev B	cat. no. Product - Customer Drw	sheet 1 of 7
			0.XX	±0.10						
			0.XXX	±0.05						
		angular	0°	±2°	www.fci.com					



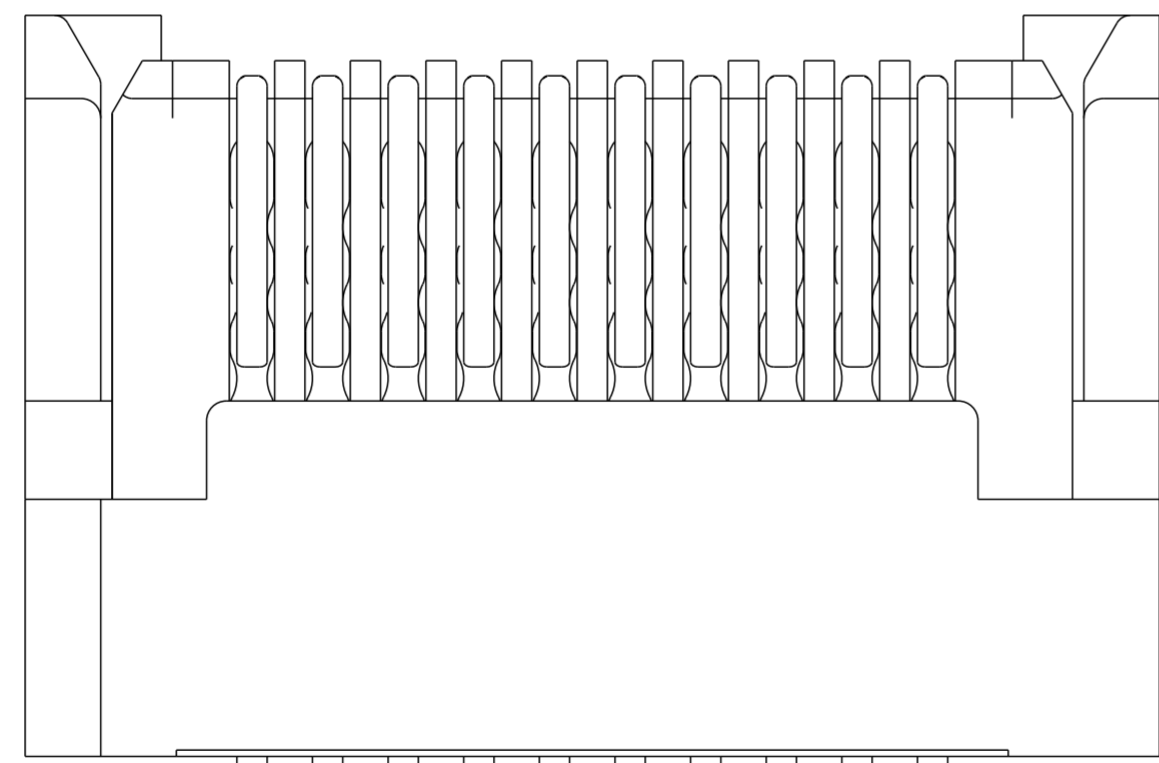
POSITION 4  
 POSITION 2  
 SEE CONNECTOR  
 MATING TABLE

CONNECTOR ORIENTATION  
 FEATURE

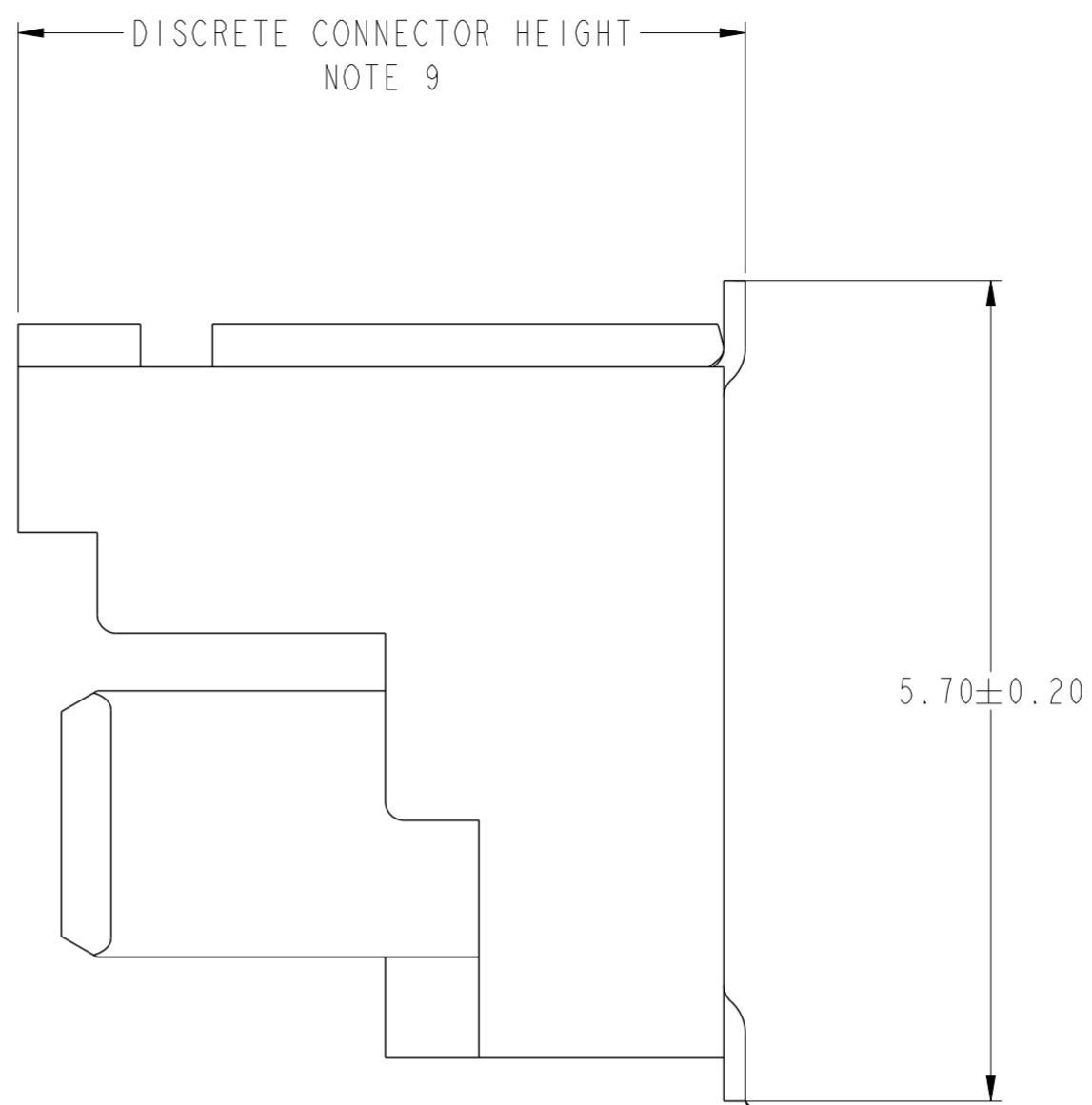
POSITION 1  
 SEE CONNECTOR  
 MATING TABLE

POSITION 3

5.10



NOTE 7



DISCRETE CONNECTOR HEIGHT  
 NOTE 9

5.70 ± 0.20

SEE NOTE 10  
 FOR TOE HEIGHT LIMITS

HERMAPHRODITIC CONNECTOR MATING	
CONNECTOR POSITION	MATES WITH CONNECTOR POSITION
1	2
3	4
5	6
7	8
9	10
ETC.	

10106814-024002LF SHOWN  
 WITHOUT STANDARD PICK-UP CAP

spec ref	---	dr	Stu Stoner	2010/1/22	projection	mm	size	A2	scale	11:1
tolerance std	---	eng	Heaven Cen	2011/09/07		mm	ecn no	ELX-V-004756-1	rel level	Released
---	TOLERANCES UNLESS OTHERWISE SPECIFIED	chr	-	app						
surface	✓	linear	0.X	±0.3		TITLE HERMAPHRODITIC CONNECTOR, SHORT STYLE 20-70 POS, 0.5MM CTR, 4-7MM STACK HT	dwg no 10106814	rev B	cat. no. Product - Customer Drw	sheet 2 of 7
---	---	0.XX	±0.10							
---	---	0.XXX	±0.05							
---	---	angular	0°	±2°	www.fci.com					

PDS: Rev :B

STATUS:Released

Printed: Sep 08, 2011

Copyright FCI. FCI

PRODUCT NUMBER	NUMBER OF POSITIONS	DIM A	DIM B	DISCRETE CONNECTOR HEIGHT NOTE 9	PRACTICAL CONNECTOR HEIGHT NOTE 8	STATUS
10106814-021002LF	20	7.50	4.50	3.55	2.00	RELEASED
10106814-031002LF	30	10.00	7.00			
10106814-041002LF	40	12.50	9.50			
10106814-051002LF	50	15.00	12.00			
10106814-061002LF	60	17.50	14.50			
10106814-071002LF	70	20.00	17.00	4.05	2.50	UN-RELEASED
10106814-022002LF	20	7.50	4.50			
10106814-032002LF	30	10.00	7.00			
10106814-042002LF	40	12.50	9.50			
10106814-052002LF	50	15.00	12.00			
10106814-062002LF	60	17.50	14.50	4.55	3.00	UN-RELEASED
10106814-072002LF	70	20.00	17.00			
10106814-023002LF	20	7.50	4.50			
10106814-033002LF	30	10.00	7.00			
10106814-043002LF	40	12.50	9.50			
10106814-053002LF	50	15.00	12.00	5.05	3.50	RELEASED
10106814-063002LF	60	17.50	14.50			
10106814-073002LF	70	20.00	17.00			
10106814-024002LF	20	7.50	4.50			
10106814-034002LF	30	10.00	7.00			
10106814-044002LF	40	12.50	9.50	5.05	3.50	RELEASED
10106814-054002LF	50	15.00	12.00			
10106814-064002LF	60	17.50	14.50			
10106814-074002LF	70	20.00	17.00			

**0.5 BTB HERMAPHRODITIC CONNECTOR ASSEMBLY PART NUMBER SCHEME**  
**EXAMPLE: 10106814-XX X 00 2 LF**

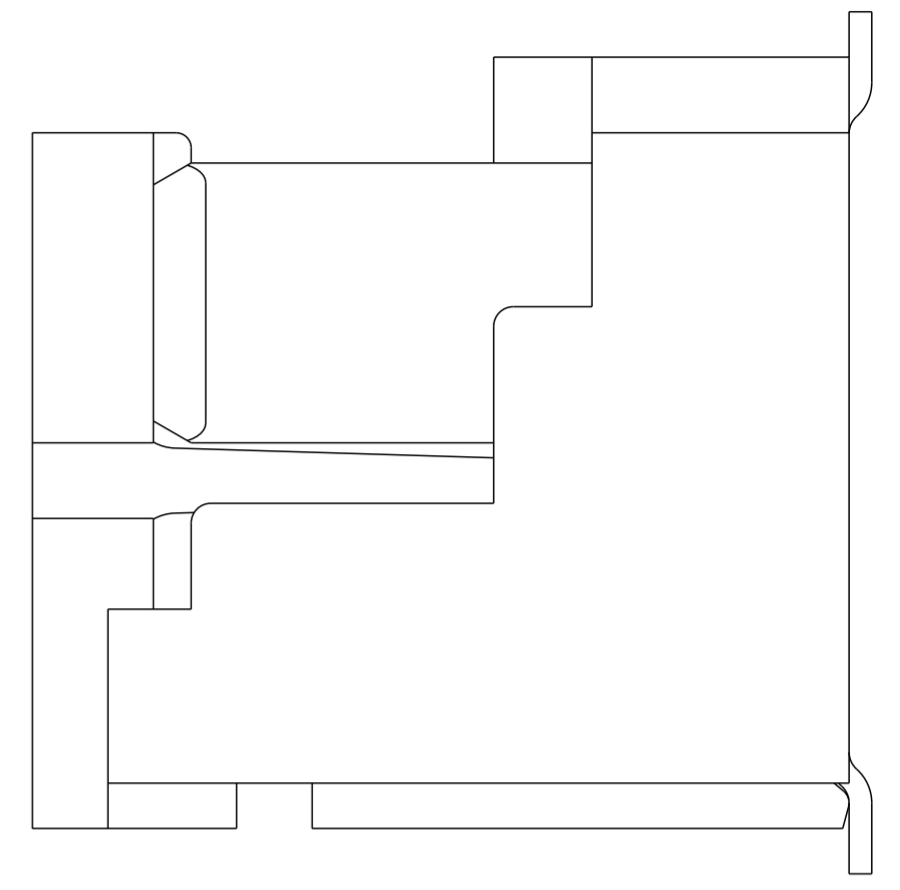
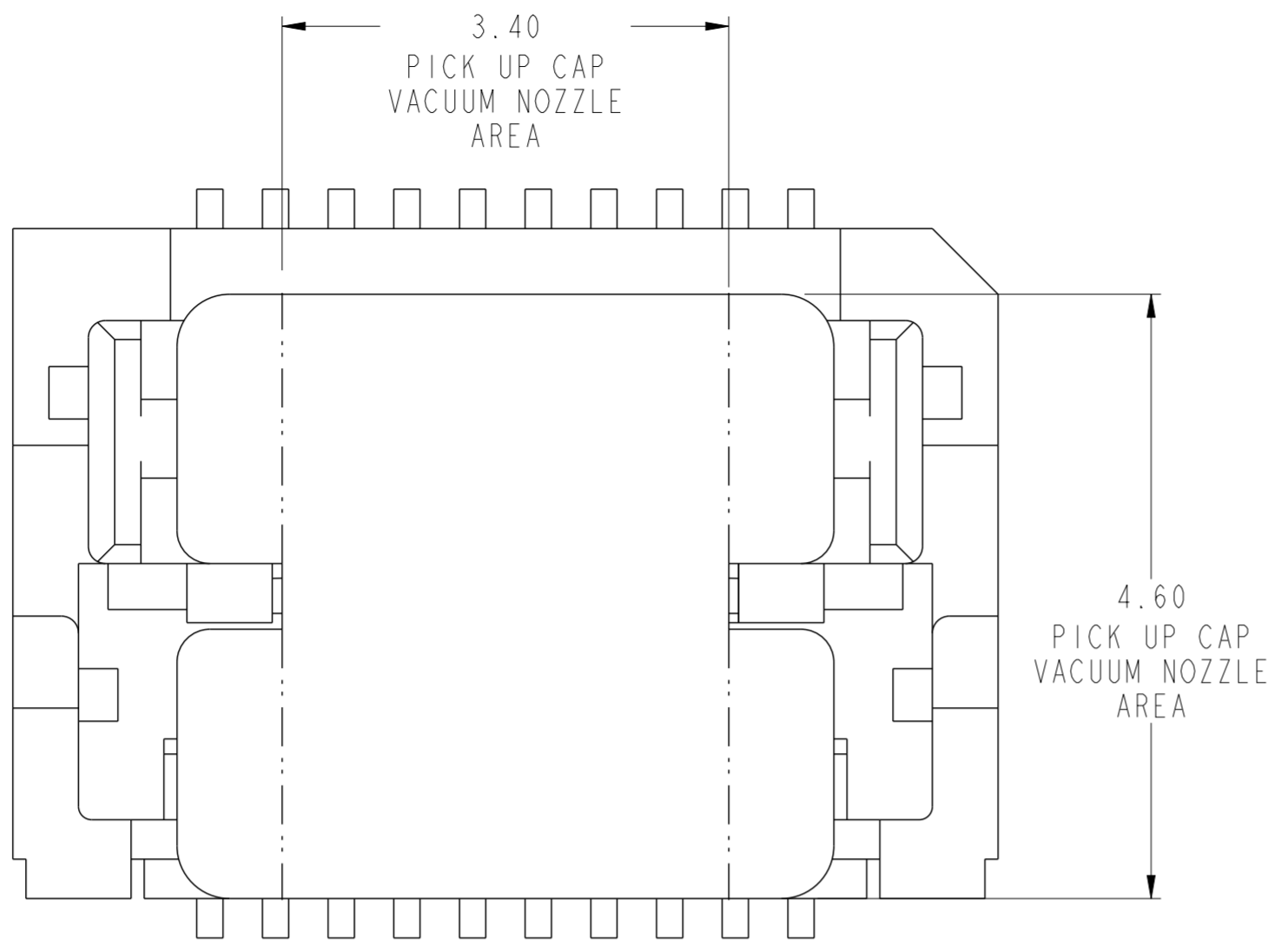
NUMBER OF POSITIONS
02 = 20 POS
03 = 30 POS
04 = 40 POS
05 = 50 POS
06 = 60 POS
07 = 70 POS



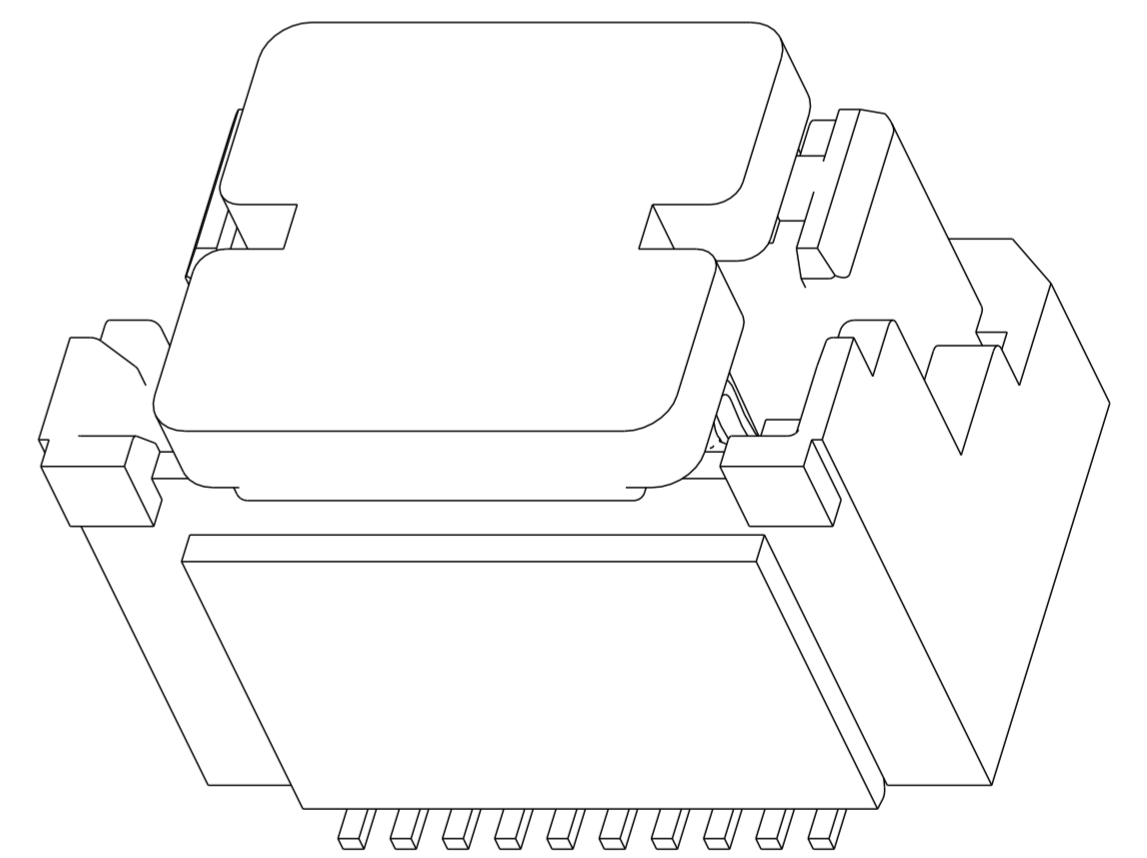

PRACTICAL CONNECTOR HEIGHT NOTE 8
1 = 2.0MM
2 = 2.5MM
3 = 3.0MM
4 = 3.5MM

Copyright FCI. FCI

spec ref	---	dr	Stu Stoner	2010/1/22	projection	mm	size	A2	scale	10:1		
tolerance std	---	eng	Heaven Cen	2011/09/07			ecn no	ELX-V-004756-1				
---	TOLERANCES UNLESS OTHERWISE SPECIFIED						product family	MezzoStak	rel level	Released		
---	---	chr	-	appr			Pai-Ming Zheng	2011/09/08	surface	linear	0.X ±0.3	0.XX ±0.10
---	---	---	---	---	---	---	angular	0°	±2°	www.fci.com		
surface		✓	FCI		title		HERMAPHRODITIC CONNECTOR, SHORT STYLE		rev no	10106814	rev	B
---		---	cat. no.		Product - Customer Drw		sheet 3 of 7		PDS: Rev :B			



10106814-024002LF SHOWN  
WITH STANDARD PICK-UP CAP



Copyright FCI.  
**FCI**

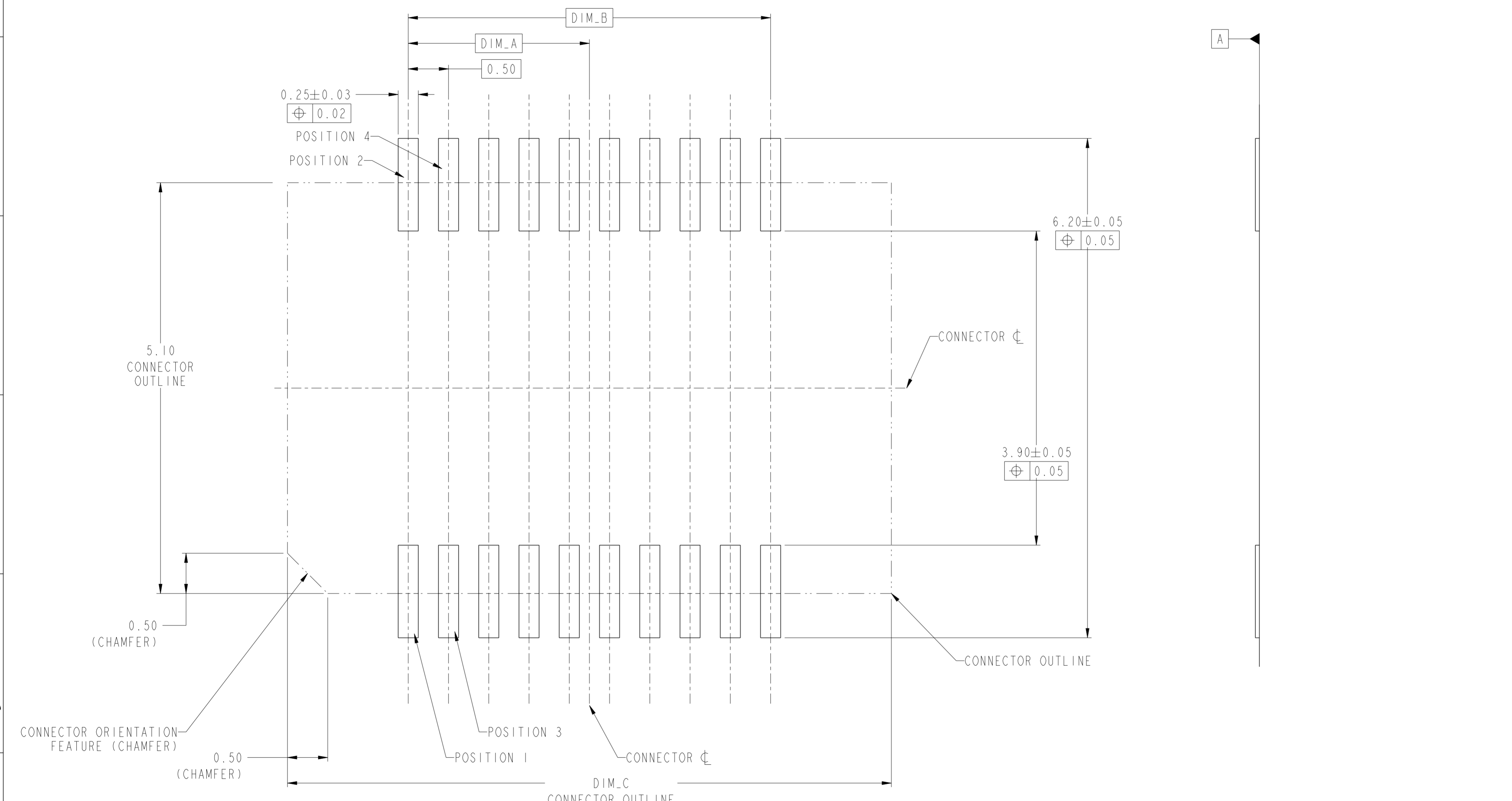
spec ref	---	dr	Stu Stoner	2010/1/22	projection	mm	size	A2	scale	20:1		
tolerance std	---	eng	Heaven Cen	2011/09/07		mm	ecn no	ELX-V-004756-1	rel level	Released		
---	TOLERANCES UNLESS OTHERWISE SPECIFIED	chr	-	app							Pei-Ming Zheng	2011/09/08
surface	✓	linear	0.X	±0.3		title HERMAPHRODITIC CONNECTOR, SHORT STYLE 20-70 POS, 0.5MM CTR, 4-7MM STACK HT	dwg no 10106814	rev B	cat. no. -	Product - Customer Drw		
---	---	angular	0°	±2°							www.fci.com	sheet 4 of 7

PDS: Rev :B

STATUS:Released

Printed: Sep 08, 2011

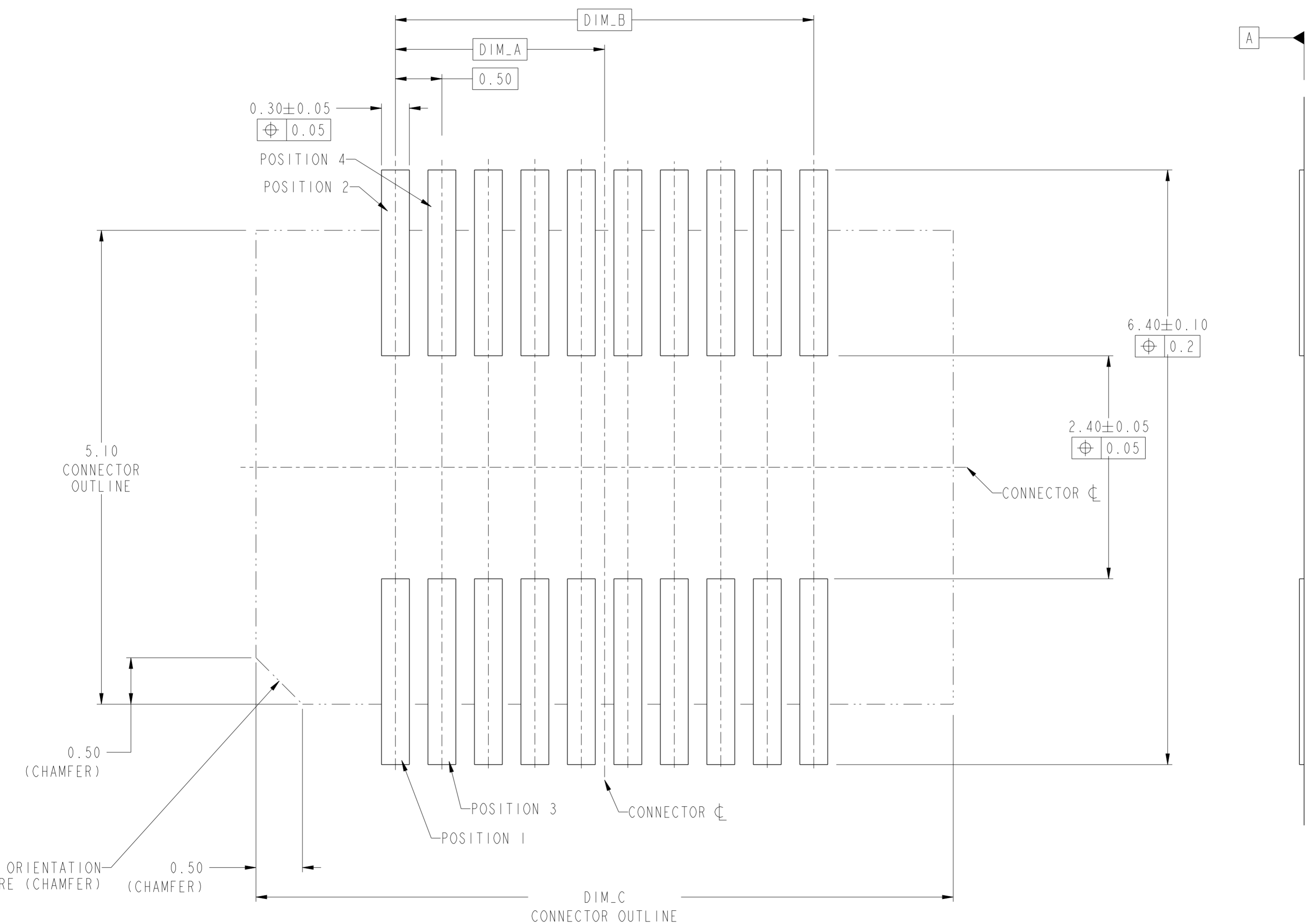
PRODUCT NUMBER	NUMBER OF POSITIONS	DIM A	DIM B	DIM C
10106814-02X002LF	20	2.25	4.50	7.50
10106814-03X002LF	30	3.50	7.00	10.00
10106814-04X002LF	40	4.75	9.50	12.50
10106814-05X002LF	50	6.00	12.00	15.00
10106814-06X002LF	60	7.25	14.50	17.50
10106814-07X002LF	70	8.50	17.00	20.00



OPTION 1 - SPACE OPTIMIZED FOOTPRINT  
 SEE TABLE FOR CONNECTOR LAYOUT DIMENSIONS  
 SEE NOTE 11 FOR STENCIL CREATION GUIDELINES

spec ref	---	dr	Stu Stoner	2010/11/22	projection	mm	size	A2	scale	11:1
tolerance std	---	eng	Heaven Cen	2011/09/07	chr	-	ecn no	ELX-V-004756-1	rel level	Released
surface	✓	appr	Pei-Ming Zheng	2011/09/08	product family	MezzoStak	cat. no	10106814	rev	B
---	---	linear	0.X	±0.3	---	---	---	---	---	---
---	---	linear	0.XX	±0.10	---	---	---	---	---	---
---	---	linear	0.XXX	±0.05	---	---	---	---	---	---
---	---	angular	0°	±2°	---	---	---	---	---	---

PRODUCT NUMBER	NUMBER OF POSITIONS	DIM A	DIM B	DIM C
10106814-02X002LF	20	2.25	4.50	7.50
10106814-03X002LF	30	3.50	7.00	10.00
10106814-04X002LF	40	4.75	9.50	12.50
10106814-05X002LF	50	6.00	12.00	15.00
10106814-06X002LF	60	7.25	14.50	17.50
10106814-07X002LF	70	8.50	17.00	20.00



**OPTION 2 - FOOTPRINT**  
**SEE TABLE FOR CONNECTOR LAYOUT DIMENSIONS**  
**SEE NOTE 11 FOR STENCIL CREATION GUIDELINES**

spec ref	---	dr	Stu Stoner	2010/11/22	projection	mm	size	A2	scale	10:1							
tolerance std	---	eng	Heaven Cen	2011/09/07		mm	ecn no	ELX-V-004756-1	rel level	Released							
---	TOLERANCES UNLESS OTHERWISE SPECIFIED	chr	-	appr							Pei-Ming Zheng	2011/09/08	product family	MezzoStack			
surface	<table border="1"> <tr> <td>linear</td> <td>0.X</td> <td>±0.3</td> </tr> <tr> <td></td> <td>0.XX</td> <td>±0.10</td> </tr> <tr> <td></td> <td>0.XXX</td> <td>±0.05</td> </tr> <tr> <td>angular</td> <td>0°</td> <td>±2°</td> </tr> </table>	linear	0.X	±0.3		0.XX	±0.10		0.XXX	±0.05	angular	0°	±2°		<b>FCI</b> HERMAPHRODITIC CONNECTOR, SHORT STYLE 20-70 POS, 0.5MM CTR, 4-7MM STACK HT	<div style="display: flex; justify-content: space-between;"> <span>divg no</span> <span>10106814</span> </div>	<div style="display: flex; justify-content: space-between;"> <span>rev</span> <span>B</span> </div>
linear	0.X	±0.3															
	0.XX	±0.10															
	0.XXX	±0.05															
angular	0°	±2°															
---	www.fci.com	cat. no.	-	Product - Customer Drw	sheet 6 of 7												

NOTES

1 - MATERIAL:  
 HOUSING - LCP, UL94-V0, COLOR: BLACK  
 CONTACTS:  
 CONTACT PLATING:  
 SEPARABLE INTERFACE: PERFORMANCE-BASED PLATING, QUALIFIED TO MEET THE REQUIREMENTS  
 OF FCI PRODUCT SPECIFICATION GS-12-577.  
 SOLDER TAILS: 0.10µm Au.

2 - RECOMMENDED LEAD FREE SOLDER PASTE THICKNESS 150µm.

3 - THE HOUSING WILL WITHSTAND EXPOSURE TO 260°C PEAK TEMPERATURE FOR  
 30 SECONDS IN A CONVECTION INFRA RED OR VAPOR PHASE REFLOW OVEN.  
 SEE APPLICATION SPECIFICATION.

4 - THIS PRODUCT MEETS EUROPEAN UNION DIRECTIVES AND OTHER COUNTRY  
 REGULATION AS DESCRIBED IN GS-22-008

5 - PACKAGING TAPE AND REEL. PACKAGING SPECIFICATION GS-14-1320

6 - PRODUCT SPECIFICATION GS-12-577

⑦ - LEAD CO-PLANARITY TO BE 0.08MM MAX.

⑧ - PRACTICAL CONNECTOR HEIGHT AS SPECIFIED IN THE TABLE IS NOT THE DIMENSIONAL HEIGHT OF THE  
 CONNECTOR BUT THE HEIGHT AS IT PERTAINS TO TOTAL STACK HEIGHT. AN EXAMPLE IS A CONNECTOR  
 WITH A 2.5MM PRACTICAL CONNECTOR HEIGHT, WHEN MATED TO ITSELF WILL RESULTING IN A BOARD TO BOARD STACK HEIGHT OF 5MM.

⑨ - DISCRETE CONNECTOR HEIGHT AS SHOWN IN THE TABLE IS THE ACTUAL DIMENSIONAL CONNECTOR HEIGHT. ALSO SEE INFORMATION ON PRACTICAL HEIGHT IN NOTE 8.

⑩ - THE TOE HEIGHT OF THE SOLDER TAIL SHALL BE MEASURED FROM THE LOWEST POINT OF THE 0.08 COPLANARITY  
 PLANE. THIS MEASUREMENT SHALL NOT EXCEED A WINDOW OF 0.00 TO 0.10MM.

⑪ - REFER TO IPC 7525-A FOR STENCIL CREATION

Copyright FCI. FCI

spec ref	---	dr	Stu Stoner	2010/1/22	projection	mm	size	A2	scale	11:1							
tolerance std	---	eng	Heaven Cen	2011/09/07			ecn no	ELX-V-004756-1									
---	TOLERANCES UNLESS OTHERWISE SPECIFIED						product family	MezzoStak	rel level	Released							
---	---	chr	-	-		HERMAPHRODITIC CONNECTOR, SHORT STYLE 20-70 POS, 0.5MM CTR, 4-7MM STACK HT	div no	10106814		rev	B						
surface	linear <table border="1"> <tr> <td>0.X</td> <td>±0.3</td> </tr> <tr> <td>0.XX</td> <td>±0.10</td> </tr> <tr> <td>0.XXX</td> <td>±0.05</td> </tr> </table>	0.X	±0.3	0.XX			±0.10	0.XXX	±0.05	appr	Pei-Ming Zheng	2011/09/08	www.fci.com	cat. no.	-	Product - Customer Drw	sheet 7 of 7
0.X	±0.3																
0.XX	±0.10																
0.XXX	±0.05																
---	angular	0°	±2°														